

Towel Manufacturers Association of Pakistan



The Bulletin

Volume 53 ----- November 2024



TEXTILE INDUSTRY OF PAKISTAN



For Information & Feedback

TMA House

77-A, SMCHS, Karachi – 74400 (Pakistan)

Phone : (92 21) 34382801-4, Fax : (92 21) 34551628

Email : tma@towelassociation.com

Website : www.towelassociation.com



Table of Contents

S. No.	Detail of Content	Page No.
1	Comparison of Export for the Month of November 2023 & November 2024 (All Textiles) : Source Pakistan Bureau of Statistics	Page 1
2	Comparison of Export Year wise of July-November 2023-24 & July-November 2024-25 (All Textiles) Source Pakistan Bureau of Statistics	Page 2
3	Country wise Comparison of Export of July- November 2023-24 & July-November 2024-25 (Terry Towel Mills Made 6302-6010) TDAP	Page 3-5
4	Country wise Comparison of Export of July- November 2023-24 & July-November 2024-25 (Terry Towel Hand Looms Made 6302-6020) TDAP	Page 6-7
5	Country wise Comparison of Export of July- November 2023-24 & July-November 2024-25 (Other madeups Barmops etc. 6302-6090) TDAP	Page 8-9
6	Analysis of Currencies for the Month of November 2023 and November 2024: Source Tresmark	Page 10
7	Analysis of Commodities for the Month of November 2023 and November 2024: Source Tresmark	Page 11
8	Comparison of KIBOR for the Month of November 2023 and November 2024: Source Tresmark	Page 12
9	Mr. Usman Ghani DIG East visited TMA	Page 13-16



Comparison of Export for the Month of November 2023 & November 2024

S.#	COMMODITIES	UNIT	November 2023			November 2024			Unit Price	Change in Qty	% Change in Qty	Change in Value	% Change in Value
			QTY	VALUE		QTY	VALUE						
				IN US\$ (000')	Unit Price		IN US\$ (000')	Unit Price					
1	Raw Cotton & Cotton Carded OR Combed	M.T.	8,916	16,387	1.84								
2	Cotton Yarn	M.T.	32,374	85,713	2.65	30,575	80,607	2.64	-1799	-5.56	-5106	-5.96	
3	Cotton Cloth	TH.SQM.	27,559	137,552	4.99	25,295	136,422	5.39	-2264	-8.22	-1130	-0.82	
4	Cotton Carded OR Combed	M.T.	22	68	3.09	1	6	6.00	-21	-95.45	-62	-91.18	
5	Yarn Other Than Cotton	M.T.	1,281	3,450	2.69	982	2,879	2.93	-299	-23.34	-571	-16.55	
6	Knitwear	TH.DOZ.	20,260	352,918	17.42	20,205	413,943	20.49	-55	-0.27	61025	17.29	
7	Bed Wear	M.T.	34,635	205,595	5.94	41,748	254,321	6.09	7113	20.54	48726	23.70	
8	Towels	M.T.	16,425	74,557	4.54	18,918	85,289	4.51	2493	15.18	10732	14.39	
9	Tent, Canvas & Tarpulin	M.T.	4,532	10,805	2.38	4,413	12,834	2.91	-119	-2.63	2029	18.78	
10	Readymade Garment	TH.DOZ.	8,206	287,053	34.98	6,587	328,664	49.90	-1619	-19.73	41611	14.50	
11	Art-Silk & Synthetic Textile	TH.SQM.	6,080	28,827	4.74	6,001	29,792	4.96	-79	-1.30	965	3.35	
12	Made-ups (Other Textiles)	-		58,334			63,146						
13	Other Textile Products	-		57,277			53,169						
TOTAL			160,290	1,318,536		154,725	1,461,072						



Comparison of Export Year wise of July-November 2023-24 & July-November 2024-25

S.#	COMMODITIES	UNIT	July-November 2023-2024			July-November 2024-2025			Change in Qty	% Change in Qty	Change in Value	% Change in Value
			QTY	VALUE		QTY	VALUE					
				IN US\$ (000')	Unit Price		IN US\$ (000')	Unit Price				
1	Raw Cotton & Cotton Carded OR Combed	M.T.	22,061	39,733	1.80							
2	Cotton Yarn	M.T.	180,363	493,278	2.73	111,884	302,366	2.70	-68479	-37.97	-190912	-38.70
3	Cotton Cloth	TH.SQ M.	153,314	783,087	5.11	150,108	815,849	5.44	-3206	-2.09	32762	4.18
4	Cotton Carded OR Combed	M.T.	326	586	1.80							
5	Yarn Other Than Cotton	M.T.	6,020	17,223	2.86	5,020	14,333	2.86	-1000	-16.61	-2890	-16.78
6	Knitwear	TH.DOZ.	96,246	1,835,780	19.07	104,784	2,173,933	20.75	8538	8.87	338153	18.42
7	Bed Wear	M.T.	191,227	1,150,777	6.02	219,638	1,324,011	6.03	28411	14.86	173234	15.05
8	Towels	M.T.	88,179	412,544	4.68	94,267	441,746	4.69	6088	6.90	29202	7.08
9	Tent, Canvas & Tarpulin	M.T.	15,807	48,567	3.07	18,953	53,243	2.81	3146	19.90	4676	9.63
10	Readymade Garment	TH.DOZ.	29,857	1,370,732	45.91	33,922	1,687,388	49.74	4065	13.61	316656	23.10
11	Art-Silk & Synthetic Textile	TH.SQM	32,699	146,067	4.47	33,943	161,405	4.76	1244	3.80	15338	10.50
12	Made-ups (Other Textiles)	-		292,890			326,905					
13	Other Textile Products	-		292,331			306,084					
TOTAL			816,099	6,883,595		772,519	7,607,263					

HS Code: 63026010 US\$ (M)	Toilet linen and kitchen linen, of terry towelling or similar terry fabrics of cotton (excluding floorcloths, polishing cloths, dishcloths and dusters): towels, mill-made												
Source: TDAP	Jul-24	Aug-24	Sep-24	Oct-24	Nov-24	Total	Jul-23	Aug-23	Sep-23	Oct-23	Nov-23	Total	+/-
Total	64.16	92.32	83.81	88.25	79.83	408.36	66.39	78.56	76.26	84.59	68.78	374.57	9.02
United States	24.03	35.62	26.62	34.79	28.52	149.58	21.49	31.60	29.66	30.84	27.30	140.89	6.17
United Kingdom	4.86	8.76	9.41	9.39	8.86	41.27	8.398223235	7.401478712	8.478603228	8.585788489	5.90876373	38.77	6.44
Netherlands	4.85	7.82	7.33	8.59	7.64	36.24	4.813455096	5.473591688	4.628813838	8.733869127	6.673479395	30.32	19.50
Spain	4.04	4.39	4.36	4.70	4.34	21.83	3.916529597	4.08964149	3.666753731	3.184669222	2.957382529	17.81	22.53
Italy	3.23	4.48	4.89	4.13	2.99	19.72	4.124912957	4.175430232	4.685800974	5.923306298	2.91797349	21.83	(9.66)
Germany	4.14	2.90	4.54	3.14	3.87	18.58	2.77488302	3.923102677	2.784065849	4.551411668	3.183276173	17.22	7.94
France	1.64	2.43	3.32	1.84	3.13	12.36	2.842589625	2.045710847	2.398396754	2.152419112	1.692705141	11.13	10.99
Poland	1.81	2.82	2.47	2.06	2.08	11.23	1.508483986	2.172316046	2.09003254	2.213365986	1.403603745	9.39	19.66
United Arab Emirates	1.51	1.92	1.79	1.64	1.24	8.10	1.127909548	1.594619835	1.025482129	1.496395473	1.083810362	6.33	28.03
Greece	1.43	1.64	1.60	0.82	2.22	7.70	1.548062831	1.218932419	1.691317362	1.589993558	0.935023728	6.98	10.28
Belgium	0.85	1.77	1.45	1.31	1.30	6.68	1.069246518	1.221494581	1.428252787	1.586657696	1.90783713	7.21	(7.39)
South Africa	1.05	1.21	1.67	1.17	1.22	6.34	1.190057353	1.060707267	1.534521348	1.592159589	1.134822487	6.51	(2.67)
Canada	0.63	1.56	1.02	1.54	0.92	5.68	1.058861344	1.230358541	0.593843467	0.868845057	0.712356354	4.46	27.21
Romania	1.06	0.73	1.15	1.22	0.88	5.03	0.61150476	0.822348497	0.656258456	0.836547348	0.821613349	3.75	34.19
Ireland	0.69	1.40	0.87	0.70	1.04	4.70	0.831451306	0.947453793	0.591334437	0.823224263	0.897219122	4.09	14.82
Saudi Arabia	0.26	0.86	1.19	0.82	0.77	3.91	0.827908079	0.34408079	0.68566181	0.74303406	0.96524567	3.57	9.62
Denmark	0.87	0.68	0.89	0.58	0.46	3.49	0.657137573	0.919944838	0.443757	0.721519472	0.710495686	3.45	1.13
Australia	0.43	0.62	0.73	0.91	0.74	3.43	0.340559269	0.488958712	0.702499115	1.070696796	0.707909542	3.31	3.60
Ghana	0.01	1.47	0.45	0.77	0.61	3.30	0.392423502	0.497997791	0.565562554	0.318592351	0.371906464	2.15	53.85
Brazil	0.49	1.17	0.47	0.54	0.40	3.07	0.482947894	0.344194895	0.161857981	0.10875923	0.105153545	1.20	155.37
Slovenia	0.48	0.60	0.70	0.33	0.47	2.58	0.446746362	0.293559459	0.544714093	0.514340413	0.510428411	2.31	11.57
Malaysia	0.30	0.40	0.53	0.67	0.44	2.34	0.22256647	0.330998632	0.572373434	0.634415327	0.477178287	2.24	4.65
Mexico	0.72	0.40	0.38	0.34	0.24	2.08	0.207304229	0.029937495	0.274731099	0.205597212	0.137584349	0.86	143.70
Sweden	0.48	0.47	0.44	0.30	0.31	2.01	0.170404897	0.867917757	0.5057892	0.606020869	0.466150185	2.62	(23.17)
New Zealand	0.39	0.30	0.39	0.32	0.20	1.61	0.097253139	0.376344117	0.443043051	0.147374523	0.370826112	1.43	12.27
Kenya	0.27	0.32	0.26	0.26	0.48	1.59	0.209405226	0.254541975	0.169524464	0.325609114	0.255225535	1.21	31.28
Hungary	0.35	0.32	0.28	0.47	0.14	1.56	0.496950071	0.294223183	0.648709969	0.453564208	0.136588217	2.03	(23.13)
Croatia	0.23	0.19	0.27	0.29	0.57	1.55	0.219888617	0.049152205	0.241220832	0.184456034	0.164707707	0.86	80.04
Norway	0.28	0.36	0.39	0.30	0.21	1.54	0.258414866	0.281498571	0.043334291	0.178226271	0.055795178	0.82	88.80
Portugal	0.11	0.40	0.24	0.27	0.48	1.50	0.433793053	0.205353758	0.164382859	0.116555403	0.24430292	1.16	28.66
Bulgaria	0.15	0.39	0.31	0.18	0.43	1.46	0.116429798	0.356886657	0.415822715	0.184579257	0.52275994	1.60	(8.64)
Senegal	0.09	0.59	0.17	0.41	0.14	1.40	0.2167121	0.13261745	0.240119129	0.117539719	0.15872942	0.87	62.13
Chile	0.40	0.28	0.30	0.10	0.23	1.31	0.041291609	0.227393762		0.1288214	0.231055114	0.63	108.36
Tanzania, United Republic Of	0.03	0.20	0.40	0.33	0.27	1.24	0.16528925	0.381922182	0.154878508	0.115318519	0.127724852	0.95	31.28
Panama	0.11	0.15	0.15	0.49	0.21	1.12	0.182150948	0.354043562	0.373358194	0.233410983	0.324650735	1.47	(24.00)
Philippines	0.15	0.30	0.14	0.31		0.90	0.18924355	0.256483095	0.410471471	0.220139882	0.073715553	1.15	(21.59)
Nigeria	0.13	0.17	0.09	0.18	0.19	0.76	0.128315485	0.079163514	0.199622568	0.136003097	0.172756508	0.72	6.67
Cyprus	0.13	0.12	0.03	0.19	0.05	0.53	0.190389872	0.223491501	0.354459727	0.112594955	0.094899206	0.98	(46.08)

Kuwait	0.02	0.06	0.11	0.09	0.23	0.52	0.227512802	0.150725588	0.11097618	0.027694133	0.05226404	0.57	(8.55)
Lithuania	0.16	0.10	0.10	0.07	0.07	0.49	0.036245851	0.090673662	0.065178758	0.015277244	0.057866105	0.27	86.29
Czech Republic	0.02	0.15	0.15	0.08	0.07	0.47	0.044586605	0.036149004	0.144726077	0.127086254	0.132569031	0.49	(3.42)
Turkey	0.10	0.22	0.06	0.04		0.42		0.041340366		0.02585927		0.07	529.74
Austria	0.04	0.14	0.10	0.07	0.06	0.40			0.054482695	0.007455119	0.021160775	0.08	385.12
Malta	0.18	0.09	0.01	0.07	0.03	0.39	0.204171391	0.15966402	0.073279505	0.094017819	0.061735876	0.59	(34.74)
Mauritius	0.01	0.07	0.12	0.05	0.12	0.37	0.024608539	0.043165963	0.095451209	0.117850376	0.048114897	0.33	11.33
Costa Rica	0.16		0.02	0.17		0.36	0.033897622		0.034312797		0.077629071	0.15	145.93
Lesotho						-	0.18315			0.073929018		0.26	(100.00)
Reunion	0.07	0.06	0.06	0.11	0.04	0.34	0.028128372	0.057136	0.0444838	0.064030589	0.059238705	0.25	34.89
Dominican Republic		0.13	0.02	0.05	0.13	0.34	0.01676			0.058492061	0.042548723	0.12	186.95
Japan	0.09	0.03	0.11	0.05	0.04	0.32	0.226355883	0.276384399	0.171215648	0.300084638	0.388296042	1.36	(76.88)
Algeria	0.04		0.18	0.06	0.03	0.31	0.040049366	0.063197373	0.04023357	0.042486585	0.047572062	0.23	31.28
Finland		0.13	0.13		0.04	0.30	0.027385919	0.01171317	0.0602964	0.0007182		0.10	196.38
Sri Lanka	0.09		0.05	0.09	0.05	0.28	0.008161685	0.034891945	0.081103534	0.095663276	0.014032395	0.23	17.87
Oman	0.03	0.13	0.04	0.07		0.27	0.097918929	0.134151378	0.136097922	0.050429008	0.058179706	0.48	(43.77)
Russian Federation						-	0.103961915	0.045796309	0.083533035			0.23	(100.00)
Colombia		0.20	0.05			0.25		0.052996684		0.064614596	0.11074426	0.23	10.30
Singapore	0.00	0.10	0.10	0.00	0.03	0.24	0.130063852	0.013298709	0.059741523	0.076198476	0.108185046	0.39	(36.95)
Jordan		0.01	0.09	0.06	0.04	0.19	0.053783959	0.042665439	0.053782599	0.029318464	0.056993342	0.24	(19.54)
Paraguay	0.08	0.10				0.18				0.07651205		0.08	138.37
New Caledonia						-			0.017952438			0.02	(100.00)
Uruguay	0.04	0.05	0.02	0.04		0.16		0.012207489			0.003419984	0.02	920.39
Qatar	0.05	0.01	0.03	0.05	0.01	0.16	0.031632674	0.019640216	0.006317339	0.004249111	0.025794186	0.09	81.84
Estonia		0.04	0.04	0.03	0.05	0.16		0.039008846	0.003240075	0.024915683	0.034561768	0.10	55.33
El Salvador						-			0.191234355			0.19	(100.00)
Latvia	0.03	0.02		0.06	0.03	0.15		0.064326939		0.108949117		0.17	(13.82)
Aruba				0.03	0.12	0.15	0.091940682			0.074194437		0.17	(10.31)
Mozambique	0.06	0.05		0.00	0.02	0.14		0.058041663		0.007548792	0.00712995	0.07	94.34
Guatemala			0.04	0.09		0.13	0.039988901	0.040212		0.038358307		0.12	9.58
China	0.00	0.00		0.06	0.06	0.12	0.017459999		0.001235		0.000473982	0.02	501.63
Albania			0.05	0.05		0.10	0.026666367	0.03770076		0.018536067	0.039981533	0.12	(18.32)
Georgia	0.01		0.08			0.09	0.006816779					0.01	1216.30
Benin						-	0.05841					0.06	(100.00)
Taiwan/Sep Customs Territory O						-	0.056773907					0.06	(100.00)
Gabon	0.09					0.09	0.037625431		0.013038723			0.05	69.03
Korea (South)		0.00			0.07	0.07	0.018914297	0.006229436				0.03	186.67
Tunisia						-		0.023388092				0.02	(100.00)
Djibouti						-				0.021499915	0.000465	0.02	(100.00)
Malawi					0.07	0.07	0.0073	0.01344				0.02	237.51

Ecuador		0.03	0.04			0.07		0.080794806	0.051761458		0.095780605	0.23	(70.63)
Ivory Coast / Cote D'Ivoire			0.07			0.07	0.08928		0.009562809		0.048192737	0.15	(55.33)
Fiji			0.06			0.06		0.02898782				0.03	98.63
Viet Nam						-			0.00013			0.00	(100.00)
Morocco	0.00	0.05				0.06						-	#DIV/0!
Papua New Guinea				0.05		0.05			0.071787575			0.07	(24.05)
Honduras			0.05			0.05		0.09521097		0.121299442	0.02395171	0.24	(77.85)
Bahrain/Kingdom Of Bahrain	0.01	0.01	0.01	0.01	0.01	0.05	0.021082205	0.024670664	0.000735808		0.013086999	0.06	(12.30)
Venezuela, Bolivarian Republic						-		0.027644374				0.03	(100.00)
Argentina			0.01	0.04		0.05	0.025412237					0.03	96.70
Switzerland	0.00	0.00	0.01	0.03	0.00	0.05			0.000117	0.00247892		0.00	1819.69
Guinea		0.04		0.01		0.05				0.01000041		0.01	353.71
Martinique				0.04		0.04	0.0361266			0.0359366		0.07	(38.50)
Gambia	0.00		0.04			0.04	0.004375		0.0200276	0.03770755	0.01435822	0.08	(42.33)
Belize				0.04		0.04						-	#DIV/0!
Puerto Rico		0.04				0.04	0.109202204		0.058060636		0.034596449	0.20	(81.62)
Hong Kong, china	0.03		0.01			0.03						-	#DIV/0!
Peru					0.03	0.03				0.049418634	0.060507709	0.11	(70.49)
Nicaragua				0.03		0.03						-	#DIV/0!
Togo				0.03		0.03	0.1042015	0.048625	0.07048875	0.03864185	0.0461805	0.31	(91.48)
Hong Kong						-			0.045331056	0.01985783		0.07	(100.00)
Jamaica						-	0.053461363	0.010250121				0.06	(100.00)
Madagascar		0.00	0.01		0.01	0.02	0.031428421		0.016907275		0.0120679	0.06	(58.80)
Trinidad And Tobago						-	0.016420985		0.014462324			0.03	(100.00)
Thailand						-	0.005499982			0.025260788		0.03	(100.00)
Iraq					0.02	0.02					0.03015254	0.03	(22.76)
Angola					0.02	0.02		0.013563089				0.01	69.63
Kazakhstan	0.01	0.01	0.01			0.02	0.002439	0.006833301		0.009566	0.00054	0.02	16.06
Slovakia	0.00	0.02			0.00	0.02		0.013891912	0.088407973		0.020364755	0.12	(83.42)
Dominica		0.02				0.02						-	#DIV/0!
Mayotte						-						-	#DIV/0!
Liberia						-						-	#DIV/0!
Cameroon			0.02			0.02						-	#DIV/0!
Afghanistan	0.00	0.00	0.00	0.00	0.00	0.02	0.006094002	0.0001	0.00018	0.00049	0.001906	0.01	88.85
Somalia						-		0.019701				0.02	(100.00)
Barbados		0.01				0.01				0.019459622		0.02	(51.40)
Curacao				0.01		0.01						-	#DIV/0!
Lebanon						-		0.046648393				0.05	(100.00)
Seychelles						-			0.016855714	0.014906999		0.03	(100.00)
Maldives	0.00			0.00		0.00			0.023716821	0.007833134		0.03	(92.09)
Indonesia					0.00	0.00						-	#DIV/0!
Congo, Democratic Republic Of	0.00		0.00			0.00		0.00375			0.0048	0.01	(88.13)

HS Code: 63026020	Toilet linen and kitchen linen, of terry towelling or similar terry fabrics of cotton (excluding floorcloths, polishing cloths, dishcloths and dusters): towels of cotton, hand loom												
Source: TDAP	Jul-24	Aug-24	Sep-24	Oct-24	Nov-24	Total	Jul-23	Aug-23	Sep-23	Oct-23	Nov-23	Total	+/-
Total	1.87	1.75	1.34	1.18	0.92	7.06	1.00	2.75	1.35	1.79	1.03	7.92	(10.81)
Poland	0.44	0.41	0.40	0.34	0.22	1.81	0.01552522				0.073793729	0.089318947	1928.66
Hungary	0.52	0.47	0.43	0.09	0.09	1.60					0.092317461	0.092317461	1631.19
Romania	0.14	0.18	0.10	0.10	0.15	0.67						0	#DIV/0!
United Kingdom	0.00	0.13	0.10	0.32	0.12	0.67	0.00542382	0.0001			0.005240706	0.010764529	6091.82
United States	0.02	0.25	0.11	0.09	0.12	0.59	0.003249	0.05597782	0.052799448	0.011359978	0.030110475	0.153496725	285.29
Ghana	0.30			0.09		0.38	0.175	0.173684	0.1904	0.0034785	0.337945	0.8805075	(56.57)
Spain	0.02	0.13	0.08	0.07	0.07	0.36						0	#DIV/0!
South Africa	0.20					0.20		0.122395	0.1183	0.24318		0.483875	(59.61)
Saudi Arabia	0.01	0.06	0.01		0.09	0.17	0.411082	0.474018	0.242345	0.030689	0.050708	1.208842	(86.08)
Ivory Coast / Cote D'Ivoire	0.17					0.17		0.45925		0.16891		0.62816	(73.62)
Italy			0.05	0.04		0.09	0.03357995					0.033579947	172.08
Malaysia		0.02	0.01	0.03		0.06	0.045038	0.223363	0.120561	0.249669	0.08741	0.726041	(91.85)
Mauritius		0.05				0.05						0	#DIV/0!
Mozambique					0.04	0.04						0	#DIV/0!
United Arab Emirates	0.03		0.00			0.04	0.199551	0.699351	0.1108175	0.207192	0.066231045	1.28314254	(97.08)
Ireland			0.03			0.03						0	#DIV/0!
France		0.03				0.03			0.01515434	0.014899517	0.003372322	0.033426179	(20.56)
Germany	0.00	0.02				0.02		0.00249083				0.002490833	801.02
Australia				0.02	0.00	0.02						0	#DIV/0!
Denmark					0.01	0.01						0	#DIV/0!
Puerto Rico	0.01					0.01						0	#DIV/0!
Lithuania			0.01			0.01						0	#DIV/0!
Sweden					0.01	0.01						0	#DIV/0!
Slovenia		0.01				0.01						0	#DIV/0!
Qatar			0.01			0.01						0	#DIV/0!
Canada			0.00			0.00	0.04709688					0.047096875	(99.73)
Gambia						-	0.02268	0.03983			0.030793	0.093303	(100.00)
Singapore						-				0.03272952		0.03272952	(100.00)
Kuwait						-	0.01071522	0.01253595				0.023251174	(100.00)
Tanzania, United Republic Of						-	0.0012006	0.014882	0.005888376			0.021970976	(100.00)
Croatia						-	0.02110051					0.021100505	(100.00)
Hong Kong						-		0.01344			0.00707	0.02051	(100.00)
Sri Lanka						-	0.01145191					0.01145191	(100.00)
Kenya						-			0.15737		0.15302	0.31039	(100.00)
Togo						-		0.001375	0.0013338	0.17108	0.056912176	0.230700976	(100.00)
Nigeria						-	0.00540018			0.17115	0.024375	0.20092518	(100.00)
Lesotho						-		0.159985	0.31955	0.09891		0.578445	(100.00)
Senegal						-		0.12754		0.388465		0.516005	(100.00)
Georgia						-					0.0084	0.0084	(100.00)
Azerbaijan						-		0.0066934				0.0066934	(100.00)
Oman						-		0.08848				0.08848	(100.00)

Jordan						-		0.07791				0.07791	(100.00)
Djibouti						-					0.000449971	0.000449971	(100.00)
Mexico						-		0.000357				0.000357	(100.00)

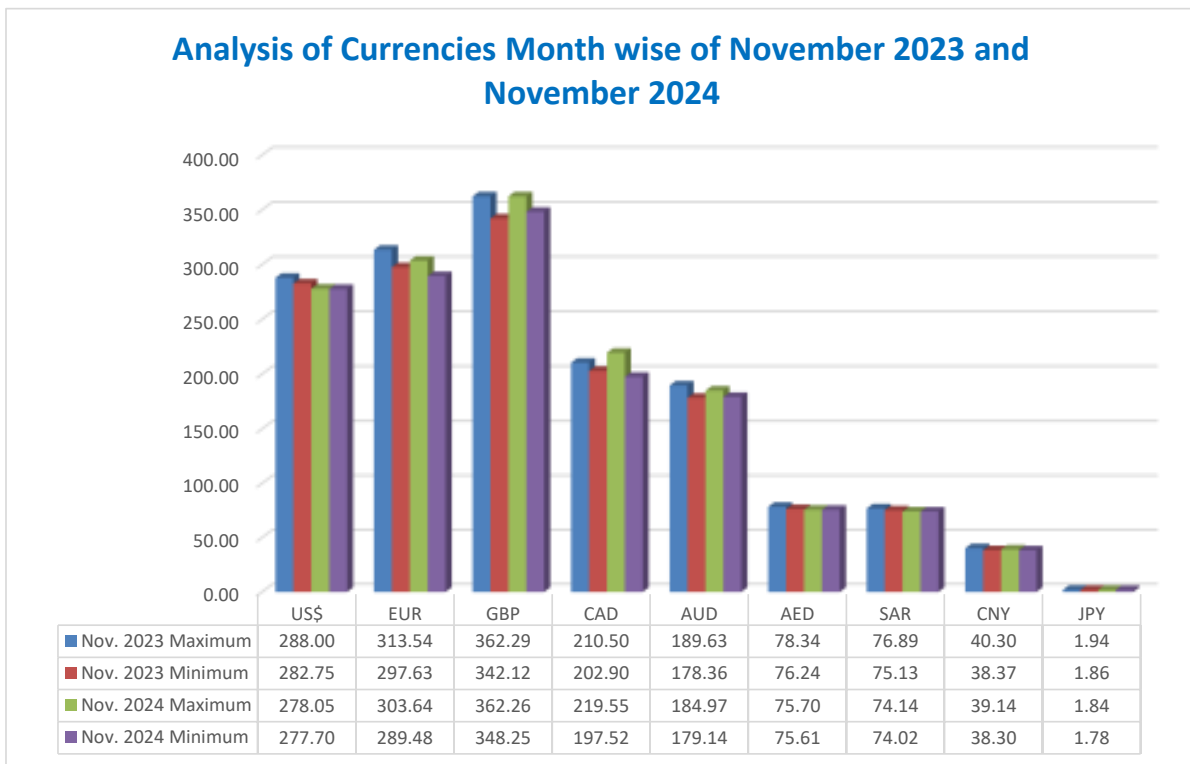
HS Code: 63026090 US\$ (M)	Toilet linen and kitchen linen, of terry towelling or similar terry fabrics of cotton (excluding floorcloths, polishing cloths, dishcloths and dusters): other												
Source: TDAP	Jul-24	Aug-24	Sep-24	Oct-24	Nov-24	Total	Jul-23	Aug-23	Sep-23	Oct-23	Nov-23	Total	+/-
TOTAL	4.08	6.64	5.36	5.71	4.56	26.35	4.94	6.91	5.89	6.38	5.10	29.22	(9.82)
United States	1.58	2.64	2.18	2.89	1.88	11.17	1.283571653	2.118429302	1.460077914	2.630485229	2.29753058	9.790094678	14.12
Germany	0.62	0.44	0.59	0.66	0.37	2.68	0.31383241	0.562066007	0.286607106	0.406160992	0.333202506	1.90186902	40.93
France	0.13	0.56	0.56	0.22	0.61	2.08	1.654316031	1.507924571	0.587080784	0.26223844	0.35461971	4.366179536	(52.27)
United Kingdom	0.42	0.42	0.23	0.46	0.39	1.92	0.379809849	0.661104568	0.186660488	0.560854593	0.430336188	2.218765686	(13.37)
Netherlands	0.29	0.40	0.38	0.38	0.18	1.63	0.403438484	0.749308211	1.820154538	0.791729059	0.351067893	4.115698186	(60.32)
Italy	0.29	0.33	0.41	0.12	0.08	1.23	0.107148674	0.400322994	0.369432929	0.286633145	0.186351445	1.349889187	(8.84)
Spain	0.16	0.21	0.03	0.14	0.29	0.83	0.076129442	0.284931119	0.122050221	0.052495917	0.00603572	0.541642419	53.38
South Africa	0.00	0.42	0.16	0.00	0.07	0.66	0.3218232	0.0698	0.44490888	0.17588825		1.01242033	(34.63)
Portugal	0.09	0.10	0.04	0.15	0.15	0.52				0.042582149	0.037069121	0.07965127	557.65
Canada	0.17	0.05	0.12	0.04	0.04	0.42	0.020026982	0.008877257	0.015768		0.00007008	0.04474232	841.00
Ghana	0.00	0.18	0.18			0.37						0	#DIV/0!
Belgium	0.06	0.05	0.13	0.06	0.07	0.37	0.030955559	0.010250073	0.044963229	0.181564155	0.026491298	0.294224313	24.96
United Arab Emirates	0.10	0.16	0.01	0.04	0.04	0.36	0.054764073	0.078393443	0.028047059	0.06460903	0.039239565	0.26505317	36.23
Senegal		0.26		0.01	0.01	0.28						0	#DIV/0!
Australia	0.01	0.04	0.01	0.11	0.10	0.27		0.003763437	0.00348	0.019604245	0.00588784	0.032735522	738.57
Malaysia	0.06	0.13	0.05	0.02		0.25	0.066947485	0.05190568	0.072285546	0.047429989	0.017031796	0.255600496	(1.63)
Greece		0.02	0.03	0.09	0.05	0.18	0.026156688	0.056239535	0.057807712	0.004590202	0.012510999	0.157305137	16.52
Puerto Rico			0.08	0.08		0.16				0.069670543		0.069670543	126.99
Lithuania	0.03	0.06	0.00	0.00		0.10		0.001663998				0.001663998	5860.61
Maldives						0.00			0.003531598	0.0009525		0.004484098	(100.00)
Mauritius			0.01	0.00	0.07	0.08		0.003560355		0.000585594		0.004145949	1765.21
Croatia			0.04		0.02	0.06		0.014230882	0.003991176	0.001796711		0.020018769	202.31
Poland	0.02		0.04			0.05	0.031395951	0.063226853	0.002540159	0.13583845	0.3603626	0.593364013	(90.74)
Ecuador		0.05				0.05						0	#DIV/0!
Czech Republic			0.00	0.05		0.05		0.000471601		0.036005276		0.036476878	33.11
Sri Lanka	0.00			0.04		0.05			0.02868996	0.010131005		0.038820965	21.33
Azerbaijan						0.00	0.014109973	0.014763382		0.015399694		0.044273049	(100.00)
Denmark	0.01	0.01	0.01	0.01		0.05	0.008363519	0.008363519	0.005528044	0.004300799	0.013352844	0.039908726	17.37
Oman		0.01	0.01		0.02	0.05	0.000890999		0.017192718		0.0049896	0.023073317	100.91
Saudi Arabia		0.02	0.00	0.02		0.04		0.0166075	0.000597599		0.032208592	0.049413691	(13.20)
Ireland		0.02			0.02	0.04	0.026566417	0.024959685	0.022161937	0.033283246		0.106971284	(60.42)
Kenya		0.02		0.02		0.04	0.0171166	0.028611931	0.0895365	0.0943682	0.018004	0.247637231	(83.88)
Hungary				0.04		0.04			0.05845512	0.101311016	0.210280924	0.370047059	(89.36)
Kuwait		0.02	0.00	0.00	0.01	0.04		0.016846591	0.00634177	0.059968422	0.050324973	0.133481756	(72.24)
Philippines					0.03	0.03						0	#DIV/0!
Slovenia					0.03	0.03					0.062265599	0.062265599	(56.65)

Kingdom Of Bahrain					0.00					0.018943334	0.018943334	(100.00)
Sweden		0.02			0.02				0.017618937		0.017618937	29.37
Romania			0.02		0.02	0.06984668	0.051661092	0.027179784	0.094512838	0.188386619	0.431587013	(95.07)
Mozambique	0.02				0.02						0	#DIV/0!
Norway		0.01		0.01	0.02	0.006489599	0.0131712	0.036302036	0.022658012	0.031647966	0.110268812	(84.94)
Brazil				0.01	0.01			0.006499999			0.006499999	129.77
Argentina			0.01		0.01						0	#DIV/0!
Mexico				0.01	0.01						0	#DIV/0!
Cyprus		0.01			0.00	0.010204109	0.030630882	0.015525369	0.018707023	0.003629997	0.07869738	(86.58)
Singapore	0.01				0.01				0.001781992		0.001781992	273.35
Panama			0.01		0.01	0.00829332	0.041095606	0.040321014	0.106743771	0.00825264	0.204706351	(97.03)
New Zealand				0.00	0.00	0.007310622	0.005348639	0.005406665	0.016118629		0.034184555	(85.49)
Afghanistan	0.00		0.00		0.00	0.000187001	5.50008E-05				0.000242002	730.57
Turkey					0.00				0.016493972		0.016493972	(100.00)
Colombia					0.00				0.015536062		0.015536062	(100.00)
Morocco				0.00	0.00		0.010749246				0.010749246	(94.42)
Somalia					0.00	0.001518042					0.001518042	(100.00)
Jordan				0.00	0.00					0.00036	0.00036	(88.89)



Analysis of Currencies Month wise of November 2023 and November 2024

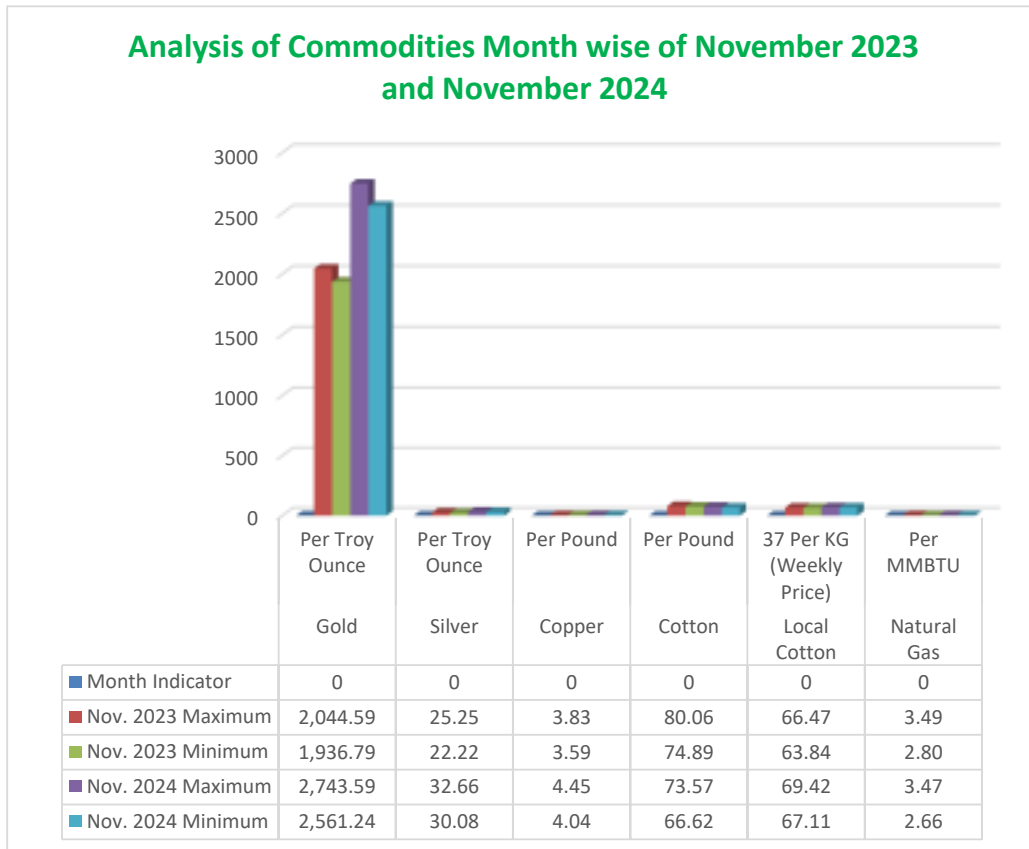
Month	Indicator	US\$	EUR	GBP	CAD	AUD	AED	SAR	CNY	JPY
Nov. 2023	Maximum	288.00	313.54	362.29	210.50	189.63	78.34	76.89	40.30	1.94
	Minimum	282.75	297.63	342.12	202.90	178.36	76.24	75.13	38.37	1.86
Nov. 2024	Maximum	278.05	303.64	362.26	219.55	184.97	75.70	74.14	39.14	1.84
	Minimum	277.70	289.48	348.25	197.52	179.14	75.61	74.02	38.30	1.78





Analysis of Commodities Month wise of November 2023 and November 2024

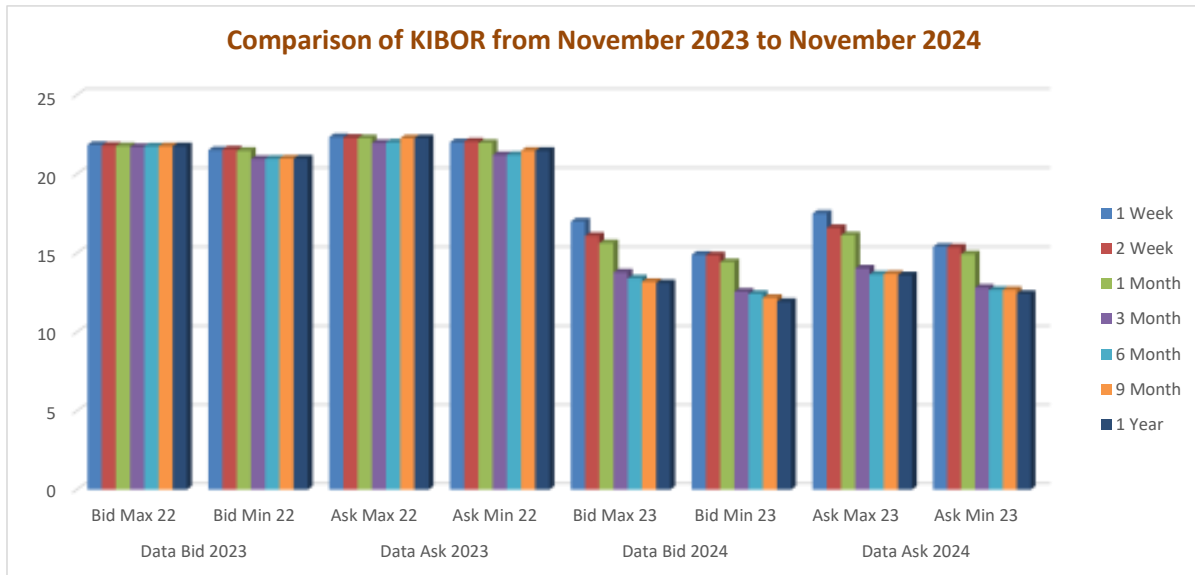
		Gold	Silver	Copper	Cotton	Local Cotton	Natural Gas
		Per Troy Ounce	Per Troy Ounce	Per Pound	Per Pound	37 Per KG (Weekly Price)	Per MMBTU
Month	Indicator	US\$	US\$	US\$	US\$	US\$	US\$
Nov. 2023	Maximum	2,044.59	25.25	3.83	80.06	66.47	3.49
	Minimum	1,936.79	22.22	3.59	74.89	63.84	2.80
Nov. 2024	Maximum	2,743.59	32.66	4.45	73.57	69.42	3.47
	Minimum	2,561.24	30.08	4.04	66.62	67.11	2.66





Comparison of KIBOR from November 2023 to November 2024

	Data Bid 2023		Data Ask 2023		Data Bid 2024		Data Ask 2024	
	Bid Max 22	Bid Min 22	Ask Max 22	Ask Min 22	Bid Max 23	Bid Min 23	Ask Max 23	Ask Min 23
1 Week	21.84	21.51	22.34	22.01	17	14.9	17.5	15.4
2 Week	21.8	21.56	22.3	22.06	16.09	14.86	16.59	15.36
1 Month	21.77	21.47	22.27	21.97	15.63	14.43	16.13	14.93
3 Month	21.71	20.95	21.96	21.2	13.78	12.56	14.03	12.81
6 Month	21.75	20.96	22	21.21	13.4	12.42	13.65	12.67
9 Month	21.76	20.98	22.26	21.48	13.18	12.17	13.68	12.67
1 Year	21.76	20.97	22.26	21.47	13.1	11.92	13.6	12.42





**Mr. Usman Ghani DIG East, along with Mr. Kamran Khan SSP Korangi
Mr. Shoukat Shahani SP Sohrab Goth visited TMA for meeting with TMA Members**

TMA arranged meeting with Mr. Usman Ghani DIG East, along with Mr. Kamran Khan SSP Korangi Mr. Shoukat Shahani SP Sohrab for meeting with TMA Members on December 13, 2024 at TMA Head Office Karachi. Mr. Ather Bari Chairman CEC, Mr. Aamir Hassan Lari Chairman SCC, Mr. Junaid-ur-Rehman Senior Vice Chairman SCC including the large numbers of TMA members attended the meeting.

Mr. Aamir Hassan Lari, Mr. Juaid-ur-Rehman paid warm welcome and sincere gratitude to honorable guests for visiting TMA and meeting with TMA members. Members of the House also shared various grievances about Law & Order, Traffic and shared valued suggestions to resolve them.

Mr. Usman Ghani carefully comprehend the issues raised by TMA members and issues timely advice to the concerned police staff for immediate solution.

In the last Mr. Ather Bari, Mr. Aamir including the Office Bearers presented TMA Crest, TMA Publications with Bouquet to the Guests and the meeting concluded with the vote of thanks.











SMA RIZVI TEXTILE INSTITUTE
Career in Textile & Other Industrial Sectors



**ADMISSION
2023-24**

DAE DIPLOMA OF
ASSOCIATE
ENGINEER
3 YEARS PROGRAM

- Recognized by Sindh Board of Technical Education (SBTE)
- Equivalent to Intermediate Science (Pre-Engineering)

ELIGIBILITY

Matric Science / Technical

FEES

Rs. 3200

- We offer 50% scholarship's for first come first bases for bright students
- A+ Grade Student Upto 50% Off
- A Grade Student Upto 30% Off
- B and B+ Student Upto 20% Off
- Hostel Facility is also available
- 100% job guaranteed

COURSES

MECHANICAL

ELECTRONICS

TEXTILE WEAVING

ELECTRICAL

CHEMICAL

TEXTILE DYEING & PRINTING

CIVIL

FOR MORE INFO

www.smarti.edu.pk

☎ 021-35076897 / 0321-3222270

Monday to Saturday (09:00 am to 03:00pm)
(Morning Week Days)

Plot # 231, Sector # 23, Road 10,000 Korangi Industrial Area, Karachi