

Towel Manufacturers Association of Pakistan



The Bulletin

Volume 49 ----- July 2024



For Information & Feedback

TMA House

77-A, SMCHS, Karachi – 74400 (Pakistan)

Phone : (92 21) 34382801-4, Fax : (92 21) 34551628

Email : tma@towelassociation.com

Website : www.towelassociation.com



Table of Contents

S. No.	Detail of Content	Page No.
1	Comparison of Top Exporting Countries of World 2023-2024 of Terry Towel 6302-6010	Page 2-4
2	Country wise Export comparison of Terry Towel, Other Madeups 6302.6090	Page 5-6
3	Analysis of Currencies for the Month of July 2023 and July 2024: Source Tresmark	Page 7
4	Analysis of Commodities for the Month of July 2023 and July 2024: Source Tresmark	Page 8
5	Comparison of KIBOR for the Month of July 2023 and July 2024: Source Tresmark	Page 9
6	Meeting with German Delegation Visited TMA on August 29, 2024	Page 10-11
7	Meeting with Representatives of Sustainable Development Policy Institute (SDPI)	Page 12

HS CODE : 6302.6010 Terry Towel US\$ M

Country	July(Fy 2023-24)	July(Fy 2024-25)	%age +/-
Total	66.3854	64.1580	(3.36)
United States	21.4904	24.0294	11.81
United Kingdom	8.3982	4.8568	(42.17)
Netherlands	4.8135	4.8536	0.83
Germany	2.7749	4.1387	49.15
Spain	3.9165	4.0417	3.20
Italy	4.1249	3.2286	(21.73)
Poland	1.5085	1.8084	19.88
France	2.8426	1.6370	(42.41)
United Arab Emirates	1.1279	1.5139	34.22
Greece	1.5481	1.4273	(7.80)
Romania	0.6115	1.0562	72.72
South Africa	1.1901	1.0530	(11.51)
Denmark	0.6571	0.8742	33.03
Belgium	1.0692	0.8516	(20.35)
Mexico	0.2073	0.7217	248.13
Ireland	0.8315	0.6906	(16.94)
Canada	1.0589	0.6321	(40.31)
Brazil	0.4829	0.4925	1.98
Sweden	0.1704	0.4849	184.57
Slovenia	0.4467	0.4751	6.35
Australia	0.3406	0.4304	26.38
Chile	0.0413	0.4049	880.67
New Zealand	0.0973	0.3918	302.87
Hungary	0.4970	0.3467	(30.24)
Malaysia	0.2226	0.2999	34.76
Norway	0.2584	0.2838	9.82
Kenya	0.2094	0.2709	29.37
Saudi Arabia	0.8279	0.2619	(68.36)
Croatia	0.2199	0.2328	5.85
Malta	0.2042	0.1835	(10.12)
Costa Rica	0.0339	0.1610	374.99
Lithuania	0.0362	0.1555	329.14
Philippines	0.1892	0.1521	(19.62)
Bulgaria	0.1164	0.1492	28.14
Cyprus	0.1904	0.1347	(29.22)
Nigeria	0.1283	0.1304	1.60
Portugal	0.4338	0.1148	(73.55)
Panama	0.1822	0.1073	(41.12)
Turkey		0.1046	#DIV/0!
	Page # 2		

HS CODE : 6302.6010 Terry Towel US\$ M

Country	July(Fy 2023-24)	July(Fy 2024-25)	%age +/-
Senegal	0.2167	0.0949	(56.23)
Sri Lanka	0.0082	0.0926	1034.29
Gabon	0.0376	0.0856	127.60
Japan	0.2264	0.0855	(62.24)
Paraguay		0.0833	#DIV/0!
Reunion	0.0281	0.0719	155.58
Mozambique		0.0640	#DIV/0!
Qatar	0.0316	0.0500	57.95
Uruguay		0.0397	#DIV/0!
Austria		0.0394	#DIV/0!
Algeria	0.0400	0.0364	(9.10)
Tanzania, United Republic Of	0.1653	0.0342	(79.33)
Oman	0.0979	0.0314	(67.91)
Latvia		0.0312	#DIV/0!
Hong Kong, china		0.0269	#DIV/0!
Czech Republic	0.0446	0.0248	(44.42)
Kuwait	0.2275	0.0218	(90.41)
Georgia	0.0068	0.0097	42.57
Bahrain/Kingdom Of Bahrain	0.0211	0.0096	(54.40)
Mauritius	0.0246	0.0085	(65.66)
Ghana	0.3924	0.0063	(98.39)
Kazakhstan	0.0024	0.0060	146.00
Gambia	0.0044	0.0048	10.30
Singapore	0.1301	0.0046	(96.45)
Afghanistan	0.0061	0.0036	(41.01)
Maldives		0.0025	#DIV/0!
Slovakia		0.0024	#DIV/0!
Morocco		0.0013	#DIV/0!
Congo, Democratic Republic Of		0.0007	#DIV/0!
China	0.0175	0.0006	-96.60939479
Switzerland		0.0002	#DIV/0!
Albania	0.0267		
Angola			
Argentina	0.0254		
Aruba	0.0919		
Barbados			
Benin	0.0584		
Brunei Darussalam			
Cameroon			
Colombia			
	Page # 3		

HS CODE : 6302.6010 Terry Towel US\$ M

Country	July(Fy 2023-24)	July(Fy 2024-25)	%age +/-
Djibouti			
Dominican Republic	0.0168		
Ecuador			
Egypt			
El Salvador			
Estonia			
Fiji			
Finland	0.0274		
French Polynesia			
Guadeloupe			
Guatemala	0.0400		
Guinea			
Honduras			
Hong Kong			
Iraq			
Ivory Coast / Cote D'Ivoire	0.0893		
Jamaica	0.0535		
Jordan	0.0538		
Korea (South)	0.0189		
Lebanon			
Lesotho	0.1832		
Liberia			
Madagascar	0.0314		
Malawi	0.0073		
Martinique	0.0361		
Mayotte			
Montenegro			
New Caledonia			
Nicaragua			
Papua New Guinea			
Peru			
Puerto Rico	0.1092		
Russian Federation	0.1040		
Russian Fedration			
Serbia			
Seychelles			
Sierra Leone			
Somalia			
Taiwan/Sep Customs Territory	0.0568		
Thailand	0.0055		
Togo	0.1042		
Trinidad And Tobago	0.0164		

HS CODE : 6302.6090 OTHER MADEUPS US\$ M

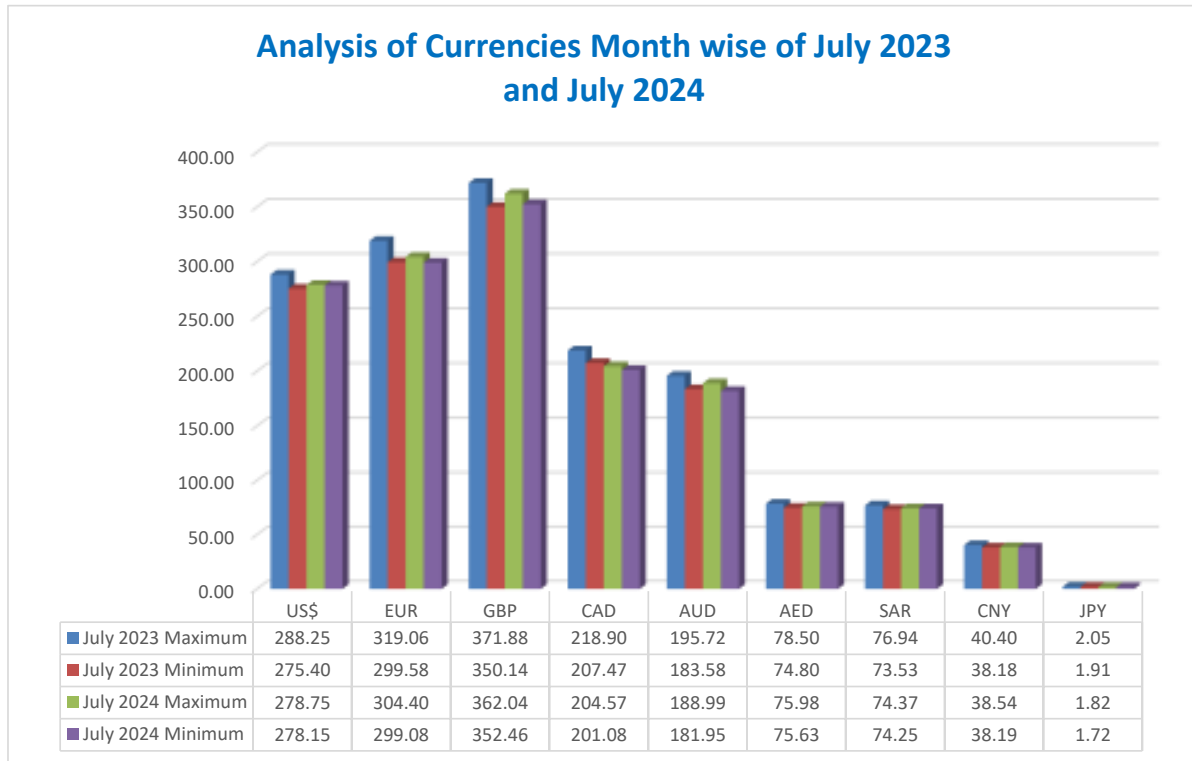
Country	July(Fy 2023-24)	July(Fy 2024-25)	%age +/-
Total	4.9412	4.0816	(17.40)
United States	1.2836	1.5796	23.06
Germany	0.3138	0.6160	96.28
United Kingdom	0.3798	0.4216	11.00
Netherlands	0.4034	0.2941	(27.11)
Italy	0.1071	0.2861	167.01
Canada	0.0200	0.1727	762.45
Spain	0.0761	0.1631	114.24
France	1.6543	0.1287	(92.22)
United Arab Emirates	0.0548	0.1040	89.88
Portugal		0.0896	#DIV/0!
Malaysia	0.0669	0.0585	(12.65)
Belgium	0.0310	0.0555	79.22
Lithuania		0.0344	#DIV/0!
Mozambique		0.0206	#DIV/0!
Poland	0.0314	0.0170	(45.79)
Denmark	0.0084	0.0123	46.47
Australia		0.0116	#DIV/0!
Singapore		0.0067	#DIV/0!
Sri Lanka		0.0046	#DIV/0!
Ghana		0.0038	#DIV/0!
South Africa	0.3218	0.0009	(99.72)
Afghanistan	0.0002	0.0003	33.69
Angola			#DIV/0!
Austria			#DIV/0!
Azerbaijan	0.0141		(100.00)
Bahrain/Kingdom Of Bahrain			#DIV/0!
Brazil			#DIV/0!
Colombia			#DIV/0!
Costa Rica			#DIV/0!
Croatia			#DIV/0!
Cyprus	0.0102		(100.00)
Czech Republic			#DIV/0!
Ecuador			#DIV/0!
Estonia			#DIV/0!
Finland			#DIV/0!
Greece	0.0262		(100.00)
Hungary			#DIV/0!
Ireland	0.0266		(100.00)
Jordan			#DIV/0!
Kenya	0.0171		(100.00)
	Page # 5		#DIV/0!

HS CODE : 6302.6090 OTHER MADEUPS US\$ M			
Country	July(Fy 2023-24)	July(Fy 2024-25)	%age +/-
Kuwait			#DIV/0!
Latvia			#DIV/0!
Maldives			#DIV/0!
Malta			#DIV/0!
Mauritius			#DIV/0!
Morocco			#DIV/0!
New Zealand	0.0073		(100.00)
Nigeria			#DIV/0!
Norway	0.0065		(100.00)
Oman	0.0009		(100.00)
Panama	0.0083		(100.00)
Puerto Rico			#DIV/0!
Qatar			#DIV/0!
Reunion			#DIV/0!
Romania	0.0698		(100.00)
Saint Lucia			#DIV/0!
Saudi Arabia			#DIV/0!
Slovakia			#DIV/0!
Slovenia			#DIV/0!
Somalia	0.0015		(100.00)



Analysis of Currencies Month wise of July 2023 and July 2024

Month	Indicator	US\$	EUR	GBP	CAD	AUD	AED	SAR	CNY	JPY
July 2023	Maximum	288.25	319.06	371.88	218.90	195.72	78.50	76.94	40.40	2.05
	Minimum	275.40	299.58	350.14	207.47	183.58	74.80	73.53	38.18	1.91
July 2024	Maximum	278.75	304.40	362.04	204.57	188.99	75.98	74.37	38.54	1.82
	Minimum	278.15	299.08	352.46	201.08	181.95	75.63	74.25	38.19	1.72

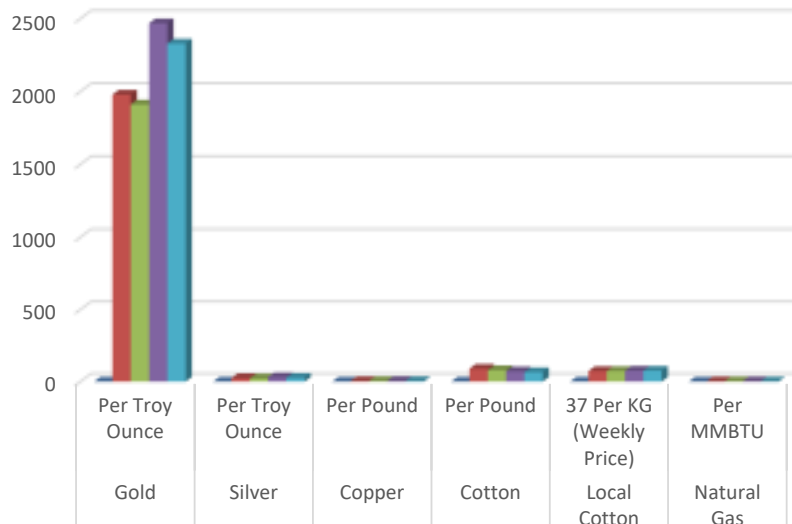




Analysis of Commodities Month wise of July 2023 and July 2024

		Gold	Silver	Copper	Cotton	Local Cotton	Natural Gas
		Per Troy Ounce	Per Troy Ounce	Per Pound	Per Pound	37 Per KG (Weekly Price)	Per MMBTU
Month	Indicator	US\$	US\$	US\$	US\$	US\$	US\$
July 2023	Maximum	1,978.72	25.16	4.00	89.98	73.57	2.76
	Minimum	1,910.79	22.74	3.73	79.95	73.57	2.51
July 2024	Maximum	2,468.57	31.40	4.67	71.60	75.82	2.48
	Minimum	2,329.28	27.86	4.05	66.05	75.82	2.01

Analysis of Commodities Month wise of July 2023 and July 2024

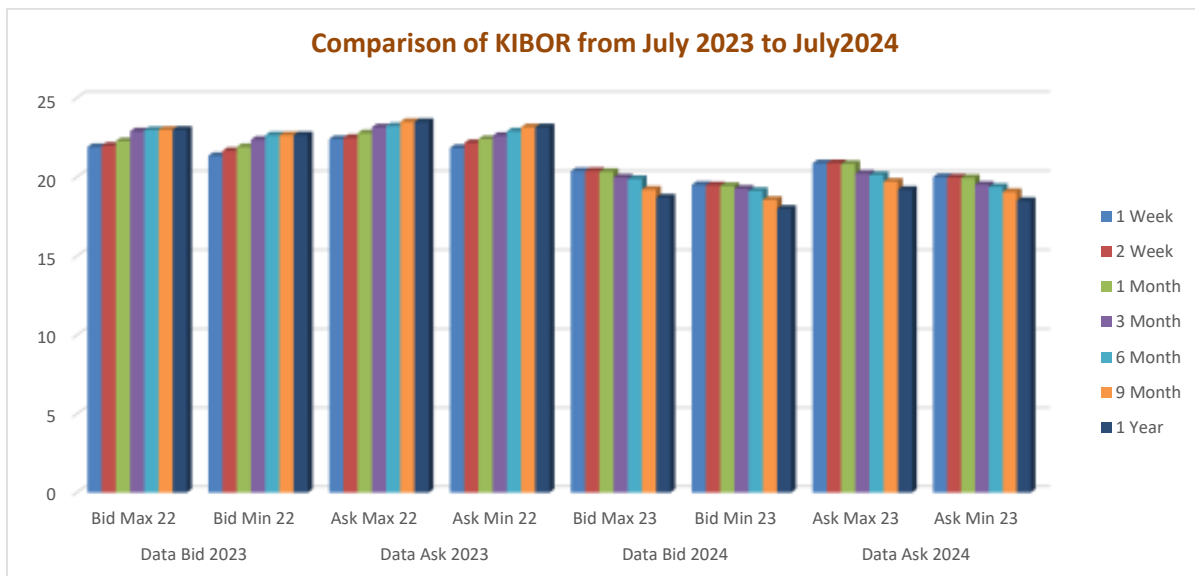


Month Indicator	0	0	0	0	0	0
July 2023 Maximum	1,978.72	25.16	4.00	89.98	73.57	2.76
July 2023 Minimum	1,910.79	22.74	3.73	79.95	73.57	2.51
July 2024 Maximum	2,468.57	31.40	4.67	71.60	75.82	2.48
July 2024 Minimum	2,329.28	27.86	4.05	66.05	75.82	2.01



Comparison of KIBOR from July 2023 to July 2024

	Data Bid 2023		Data Ask 2023		Data Bid 2024		Data Ask 2024	
	Bid Max 22	Bid Min 22	Ask Max 22	Ask Min 22	Bid Max 23	Bid Min 23	Ask Max 23	Ask Min 23
1 Week	21.9	21.34	22.4	21.84	20.37	19.5	20.87	20
2 Week	21.98	21.65	22.48	22.15	20.38	19.48	20.88	19.98
1 Month	22.27	21.9	22.77	22.4	20.33	19.44	20.83	19.94
3 Month	22.89	22.36	23.14	22.61	19.97	19.26	20.22	19.51
6 Month	22.97	22.64	23.22	22.89	19.88	19.13	20.13	19.38
9 Month	22.99	22.65	23.49	23.15	19.21	18.56	19.71	19.06
1 Year	22.99	22.65	23.49	23.15	18.7	17.99	19.2	18.49





Meeting with German Delegation Visited TMA on August 29, 2024 11:30am at TMA Head Office Karachi

TMA arranged a meeting with following honorable members of the German Delegation on “Fact Finding Mission on German Due Diligence Act & European “Green Deal” on 29th August 2024 at 11:30 AM.

1. Ms. Bettina Muller (Project Director, SEQUA)
2. Dr. Michael Arretz (Managing Director, VFI e.V. German Importers)
3. Mr. Christian von Mitzlaff (Supply Chain Due Diligence Consultant)

The members of the delegation briefed and discussed the important points, covering the comprehensive information and awareness for the TMA members.

- German due diligence Act and different regulations
- Directive of EU’s Green Deal
- Sustainable reporting Directive
- Force Labor directive
- CBAM
- EU-CDR

The members of the delegation also answered the questions raised by the TMA members and urged utmost support to the industries of Pakistan. In the last the Chairman TMA presented TMA crest to the members of the delegation.







Meeting with Representatives of Sustainable Development Policy Institute (SDPI) visited TMA on August 28, 2024 12:30pm at TMA Head Office Karachi

TMA arranged meeting with Representatives of Sustainable Development Policy Institute (SDPI), Ms. Murium Hadi, and Dr. Asma Fiaz visited TMA on August 28, 2024 at TMA Head Office Karachi.

The representatives of SDPI exchange views of various initiatives of industry related issues pertaining to labors, production and compliance under regulations under the ILO, WTO and local Labor authorities for the growth and support of trade and industry of Pakistan.





SMA RIZVI TEXTILE INSTITUTE
Career in Textile & Other Industrial Sectors



**ADMISSION
2023-24**

DAE DIPLOMA OF
ASSOCIATE
ENGINEER
3 YEARS PROGRAM

- Recognized by Sindh Board of Technical Education (SBTE)
- Equivalent to Intermediate Science (Pre-Engineering)

ELIGIBILITY

Matric Science / Technical

FEES

Rs. 3200

- We offer 50% scholarship's for first come first bases for bright students
- A+ Grade Student Upto 50% Off
- A Grade Student Upto 30% Off
- B and B+ Student Upto 20% Off
- Hostel Facility is also available
- 100% job guaranteed

COURSES

MECHANICAL

ELECTRONICS

TEXTILE WEAVING

ELECTRICAL

CHEMICAL

TEXTILE DYEING & PRINTING

CIVIL

FOR MORE INFO

www.smarti.edu.pk
☎ 021-35076897 / 0321-3222270

Monday to Saturday (09:00 am to 03:00pm)
(Morning Week Days)

Plot # 231, Sector # 23, Road 10,000 Korangi Industrial Area, Karachi