



The Bulletin

Volume 44 ----- February 2024



For Information & Feedback

TMA House

77-A, SMCHS, Karachi – 74400 (Pakistan)

Phone : (92 21) 34382801-4, Fax : (92 21) 34551628

Email : tma@towelassociation.com

Website : www.towelassociation.com



Table of Contents

S. No.	Detail of Content	Page No.
1	Comparison of Export for the Month of February 2023 & February 2024 (All Textiles) : Source Pakistan Bureau of Statistics	Page 1
2	Comparison of Export Year wise of July- February 2022-23 & July- February 2023-24 (All Textiles) Source Pakistan Bureau of Statistics	Page 2
3	Terry Towel Export Data comparison of Value vs Qty	Page 11-12
4	Updated Country wise Export data Towel from January 2024 & February 2024	Page 3-10
5	Analysis of Currencies for the Month of February 2023 and February 2024: Source Tresmark	Page 13
6	Analysis of Commodities for the Month of February 2023 and February 2024 : Source Tresmark	Page 14
7	Comparison of KIBOR for the Month of February 2023 and February 2024: Source Tresmark	Page 15
8	Report- ILO workshop 22-23 February Marriott	Page 16-19



Comparison of Export for the Month of February 2023 & February 2024

S.#	COMMODITIES	UNIT	February 2023			February 2024			Unit Price	Change in Qty	% Change in Qty	Change in Value	% Change in Value
			QTY	VALUE		QTY	VALUE						
				IN US\$ (000')	Unit Price		IN US\$ (000')	Unit Price					
1	Raw Cotton & Cotton Carded OR Combed	M.T.											
2	Cotton Yarn	M.T.	18,883	55,597	2.94	30,028	78,482	2.61	11145	59.02	22885	41.16	
3	Cotton Cloth	TH.SQM.	28,511	154,727	5.43	34,829	173,501	4.98	6318	22.16	18774	12.13	
4	Cotton Carded OR Combed	M.T.	12	22	1.83	39	59	1.51	27	225.00	37	168.18	
5	Yarn Other Than Cotton	M.T.	1,273	3,408	2.68	1,072	2,566	2.39	-201	-15.79	-842	-24.71	
6	Knitwear	TH.DOZ.	14,231	277,105	19.47	18,250	335,964	18.41	4019	28.24	58859	21.24	
7	Bed Wear	M.T.	30,069	195,800	6.51	41,674	243,823	5.85	11605	38.59	48023	24.53	
8	Towels	M.T.	16,191	83,664	5.17	19,969	94,542	4.73	3778	23.33	10878	13.00	
9	Tent, Canvas & Tarpulin	M.T.	3,090	12,210	3.95	2,099	6,823	3.25	-991	-32.07	-5387	-44.12	
10	Readymade Garment	TH.DOZ.	5,744	255,157	44.42	6,305	307,000	48.69	561	9.77	51843	20.32	
11	Art-Silk & Synthetic Textile	TH.SQM.	7,535	33,871	4.50	7,717	33,639	4.36	182	2.42	-232	-0.68	
12	Made-ups (Other Textiles)	-		49,713			62,133						
13	Other Textile Products	-		59,176			68,579						
TOTAL			125,539	1,180,450		161,982	1,407,111						



Comparison of Export Year wise of July-February 2022-23 & July-February 2023-24

S.#	COMMODITIES	UNIT	July-February 2022-2023			July-February 2023-2024			Change in Qty	% Change in Qty	Change in Value	% Change in Value
			QTY	VALUE		QTY	VALUE					
				IN US\$ (000')	Unit Price		IN US\$ (000')	Unit Price				
1	Raw Cotton & Cotton Carded OR Combed	M.T.	11,030	12,286	1.11	30,848	55,752	1.81	19818	179.67	43466	353.78
2	Cotton Yarn	M.T.	162,205	505,015	3.11	279,561	748,307	2.68	117356	72.35	243292	48.18
3	Cotton Cloth	TH.SQ M.	215,347	1,380,075	6.41	247,623	1,259,897	5.09	32276	14.99	-120178	-8.71
4	Cotton Carded OR Combed	M.T.	831	970	1.17	372	654	1.76	-459	-55.23	-316	-32.58
5	Yarn Other Than Cotton	M.T.	8,439	29,562	3.50	8,609	24,224	2.81	170	2.01	-5338	-18.06
6	Knitwear	TH.DOZ.	108,872	3,078,882	28.28	154,962	2,903,541	18.74	46090	42.33	-175341	-5.69
7	Bed Wear	M.T.	271,335	1,834,903	6.76	311,438	1,873,008	6.01	40103	14.78	38105	2.08
8	Towels	M.T.	128,210	666,497	5.20	146,389	690,745	4.72	18179	14.18	24248	3.64
9	Tent, Canvas & Tarpulin	M.T.	24,554	86,332	3.52	24,866	77,080	3.10	312	1.27	-9252	-10.72
10	Readymade Garment	TH.DOZ.	52,396	2,380,837	45.44	51,152	2,309,663	45.15	-1244	-2.37	-71174	-2.99
11	Art-Silk & Synthetic Textile	TH.SQM	43,580	273,080	6.27	54,770	243,361	4.44	11190	25.68	-29719	-10.88
12	Made-ups (Other Textiles)	-		484,765			476,921					
13	Other Textile Products	-		485,440			482,508					
TOTAL			1,026,799	11,218,644		1,310,590	11,145,661					

Terry Towel Export Data comparison of Value vs Qty for February 2024

HS CODE 63026010	Column1	Column2	Column3
TERRY TOWELS			
Country	Export Value US\$ (1000)	Quantity KG (1000)	US\$/KG
TOTAL	861,170	176,872	4.87
United States	272,859	58,472	4.67
Netherlands	78,705	15,639	5.03
United Kingdom	72,762	13,615	5.34
Spain	66,300	12,957	5.12
Italy	62,122	14,179	4.38
Germany	45,793	8,933	5.13
France	41,920	7,843	5.34
Poland	20,805	4,187	4.97
Greece	20,386	3,779	5.40
South Africa	15,140	2,729	5.55
Saudi Arabia	13,377	2,454	5.45
Canada	12,726	2,941	4.33
Belgium	12,562	2,586	4.86
Ireland	12,197	2,168	5.63
United Arab Emirates	9,762	2,136	4.57
Mexico	8,672	1,386	6.26
Brazil	7,908	1,857	4.26
Romania	7,655	1,464	5.23
Denmark	7,420	1,297	5.72
Ghana	7,197	1,917	3.75
Slovenia	5,359	1,092	4.91
Croatia	4,737	947	5.00
Malaysia	4,452	1,070	4.16
Hungary	4,336	785	5.53
Portugal	3,944	649	6.08
Australia	3,746	783	4.79
Sweden	3,530	749	4.72
Kenya	2,802	467	6.00
Nigeria	2,540	665	3.82
New Zealand	2,408	335	7.18
Bulgaria	2,245	443	5.06
Philippines	1,949	371	5.25
Slovakia	1,919	258	7.43
Mauritius	1,687	529	3.19
Japan	1,551	359	4.32
Tanzania, United Republic C	1,372	479	2.87
Morocco	1,236	195	6.35
	Page # 11		

HS CODE 63026010	Column1	Column2	Column3
TERRY TOWELS			
Country	Export Value US\$ (1000)	Quantity KG (1000)	US\$/KG
Kuwait	1,158	317	3.65
Senegal	1,148	503	2.28
Cyprus	1,066	180	5.92
Finland	833	198	4.22
Taiwan/Sep Customs Territo	831	112	7.39
Sri Lanka	800	284	2.81
Lithuania	729	153	4.76
Albania	672	140	4.81
Czech Republic	657	108	6.05
Ivory Coast / Cote D'Ivoire	648	231	2.80
Colombia	637	121	5.27
Malta	545	219	2.49
Reunion	484	93	5.23
Qatar	470	101	4.66
Chile	465	77	6.05
Norway	445	62	7.13
Guadeloupe	412	83	4.98
Iraq	400	71	5.60
Martinique	362	95	3.80
Latvia	301	64	4.70
Singapore	253	51	4.96
Somalia	239	78	3.07
Jamaica	238	51	4.63
Lebanon	213	32	6.73
Jordan	188	42	4.52
Tunisia	176	23	7.77
Panama	166	33	4.99
Oman	152	33	4.56
Gambia	89	89	1.00
Togo	69	24	2.90
Afghanistan	68	401	0.17
Thailand	61	12	4.89
New Caledonia	45	6	7.05
Bahrain/Kingdom Of Bahrain	43	21	2.08
Kazakistan	26	48	0.54



Towel Manufacturers' Association of Pakistan

TMA HOUSE 77-A, SMCHS, Karachi-74400 (Pakistan) Phones: (9221)34382801-4 Fax : (9221)34551628

E-Mail : tma@towelassociation.com Web Site : www.towelassociation.com

TOWEL EXPORT DATA COUNTRIES WISE FOR YEAR OF January 2024 To December 2024

TERRY TOWEL H.S.CODE 6302.6010

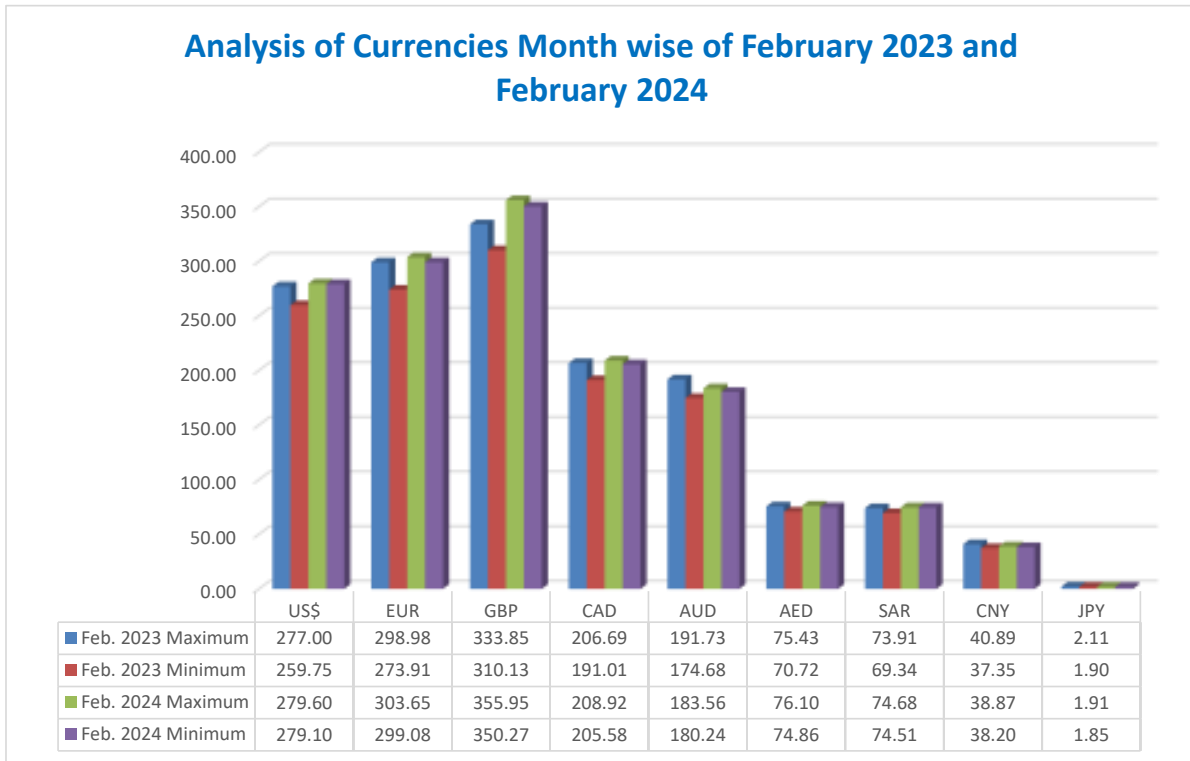
SR.#	Export Data of Terry Towels	Jan-24	Feb-24	%age +/-	Mar-24	Apr-24	May-24	Jun-24	Jul-24	Aug-24	Sep-24	Oct-24	Nov-24	Dec-24	TOTAL
	TOTAL US \$	227,931,802	86,116,903	(62.22)											
126	Macau, China			#DIV/0!											#DIV/0!
127	Guyana			#DIV/0!											#DIV/0!
128	Kyrzyghistan	20		(100.00)											(80)
129	Guam			#DIV/0!											#DIV/0!
130	Indonesia			#DIV/0!											#DIV/0!
131	Sudan			#DIV/0!											#DIV/0!
132	Yemen			#DIV/0!											#DIV/0!

Source: Trade Development Authority of Pakistan



Analysis of Currencies Month wise of February 2023 and February 2024

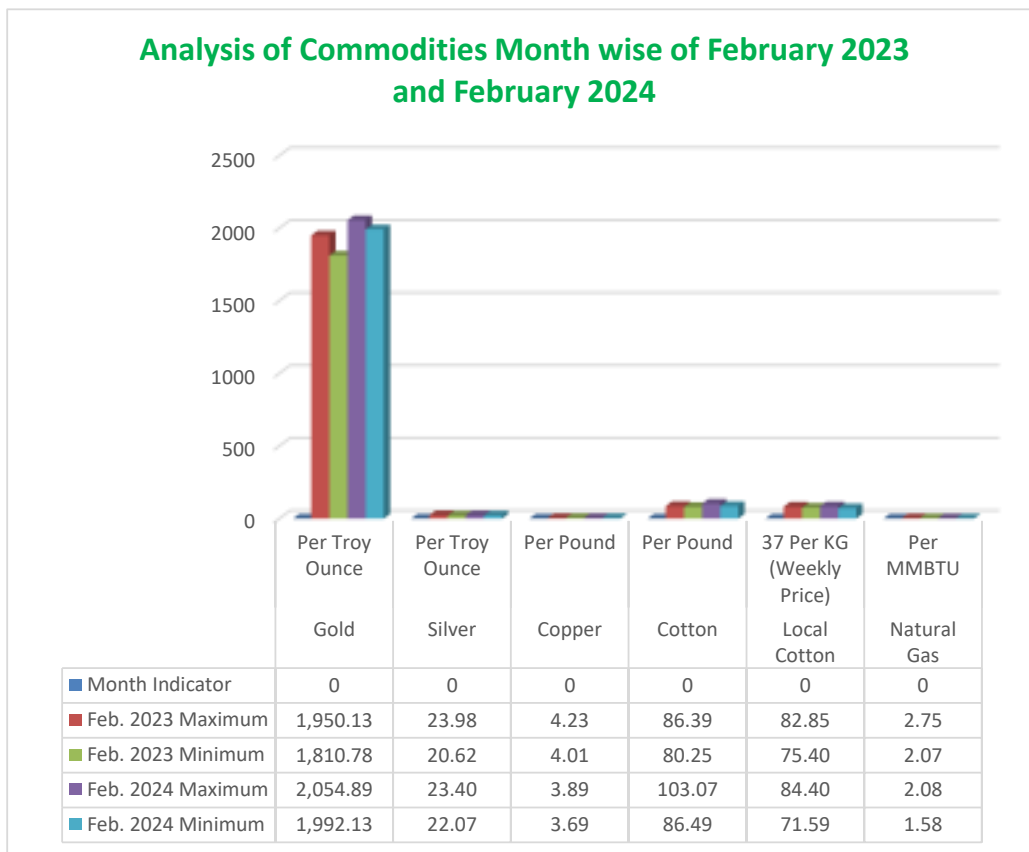
Month	Indicator	US\$	EUR	GBP	CAD	AUD	AED	SAR	CNY	JPY
Feb. 2023	Maximum	277.00	298.98	333.85	206.69	191.73	75.43	73.91	40.89	2.11
	Minimum	259.75	273.91	310.13	191.01	174.68	70.72	69.34	37.35	1.90
Feb. 2024	Maximum	279.60	303.65	355.95	208.92	183.56	76.10	74.68	38.87	1.91
	Minimum	279.10	299.08	350.27	205.58	180.24	74.86	74.51	38.20	1.85





Analysis of Commodities Month wise of February 2023 and February 2024

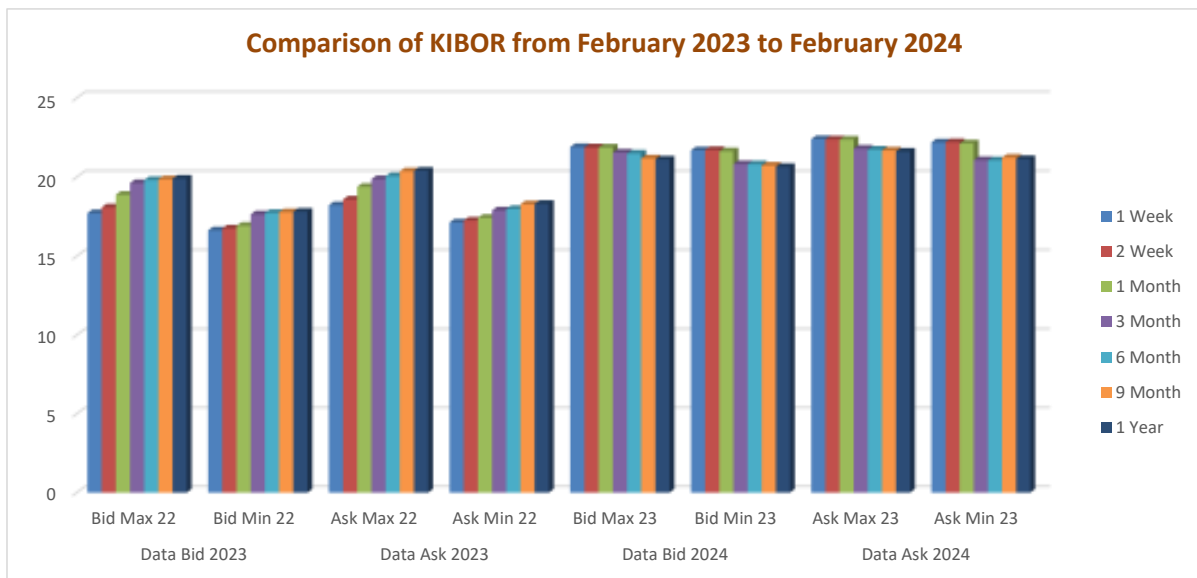
		Gold	Silver	Copper	Cotton	Local Cotton	Natural Gas
		Per Troy Ounce	Per Troy Ounce	Per Pound	Per Pound	37 Per KG (Weekly Price)	Per MMBTU
Month	Indicator	US\$	US\$	US\$	US\$	US\$	US\$
Feb. 2023	Maximum	1,950.13	23.98	4.23	86.39	82.85	2.75
	Minimum	1,810.78	20.62	4.01	80.25	75.40	2.07
Feb. 2024	Maximum	2,054.89	23.40	3.89	103.07	84.40	2.08
	Minimum	1,992.13	22.07	3.69	86.49	71.59	1.58





Comparison of KIBOR from February 2023 to February 2024

	Data Bid 2023		Data Ask 2023		Data Bid 2024		Data Ask 2024	
	Bid Max 22	Bid Min 22	Ask Max 22	Ask Min 22	Bid Max 23	Bid Min 23	Ask Max 23	Ask Min 23
1 Week	17.72	16.63	18.22	17.13	21.9	21.69	22.4	22.19
2 Week	18.08	16.75	18.58	17.25	21.88	21.71	22.38	22.21
1 Month	18.88	16.92	19.38	17.42	21.87	21.63	22.37	22.13
3 Month	19.62	17.64	19.87	17.89	21.55	20.82	21.8	21.07
6 Month	19.81	17.73	20.06	17.98	21.49	20.81	21.74	21.06
9 Month	19.86	17.78	20.36	18.28	21.18	20.73	21.68	21.23
1 Year	19.9	17.81	20.4	18.31	21.11	20.64	21.61	21.14





**BRIEF REPORT OF WORKSHOP ORGANIZED BY ILO-EU ON
DISCRIMINATIONS / GENDER BASED VIOLATIONS AT WORKPLACE
HELD ON 22-23 FEBRUARY 2024 AT MARRIOTT, KARACHI
MR. YAHQUB LODHI PARTICIPATED ON BEHALF OF TMA**

International Labor Organization (ILO) & European Union organized a two-day workshop on Discriminations / Gender Based Violations on February 22 & 23 at Workplace at Marriott Hotel Karachi.

Ms. Saleha (ILO) hosted the workshop and informed that the workshop will prove a great support towards the required compliance of Labor standards in Pakistan. She emphasized about the awareness of Discriminations / Gender Based Violations at Work Place which is directly affecting the business growth productivity as well as the negative image of the country among the world of work. She once again thanked all the respected participants of the meeting who attended the meeting.



Participants carefully comprehend the workshop session at Day # 1



Mr. Geir T. Tonstol Country Director ILO Pakistan addressed participants through Zoom, who also thanked and welcomed the respected participants of the meeting for attending this comprehensive session.

Mr. Geir emphasized about the objectives of this workshop, which require better understanding of key gender concepts, promoting equality and non-discrimination, a workplace free from violence and harassment, Pay and benefits, work-family balance, and strengthening enterprise-level policies and measures to promote equality and non-discrimination etc.



Participants Group Photo at the end of Session Day # 1

Mr. Geir also briefed about the other objectives of the workshop which are to Increase capacity and to promote gender equality in the enterprises to retain and better facilitate the existing female workforce and to ensure a safe working environment to encourage more females to join the enterprises and increase female labour force participation.

Mr. Nazar Ali thanked and welcomed respected participants of the meeting. He said although EFP is engaged and scheduled another program with ILO at Movenpick, but as an important subject, he also intended and felt great pleasure to attend this workshop. He also thanked Mr. Geir, Ms. Aya, including the entire team of ILO for



organizing such an important session which will surely help for the growth and productivity of the industries as well.

Thereafter Ms. Aya Matsuura, ILO Gender Specialist hosted the session for conducting a two days' workshop.



Participants Group Photo at the concluded Session of Workshop

Ms. Aya Matsuura arranged and conducted various practices / exercises and working sessions throughout the day for the awareness and emphasized points to improve the Human Resource and Administration behaviors, Socio Economic Development, Women Empowerment and others which are:

- To discuss types of Discriminations at different stages of the employment cycle.
- Gender Equality & Non-Discriminations at Work Place.
- Types of Discriminations on the grounds prohibited in Convention No. 111
- Direct / Indirect Discriminations.
- Discriminations under the Law AND Discriminations under the Practices.
- Brief Report on Eliminating Violence and Harassment in the World of Work; Convention No. 190, Recommendation No. 206 and the accompanying Resolution.



At Last Mr. Montt Guillermo delivered concluding remarks and vote of thanks via Zoom link. He appreciated the participants and their sincere attention to attend this comprehensive session and made it a productive session. He also thanked the entire team of ILO and participants who made this successful awareness session which is not only important for the trade and industry of Pakistan but also important as per the recommendations of the European Union under GSP Plus.

Mr. Guillermo hoped the trade and industry will keep participation and render their valuable suggestions and recommendations for the growth and productivity of trade and industry of Pakistan.

He once again thanked the International Labor Organization – European Union and the valuable members of trade & industry / Association for their sincere participation and concluded the productive session.



SMA RIZVI TEXTILE INSTITUTE
Career in Textile & Other Industrial Sectors



**ADMISSION
2023-24**

DAE DIPLOMA OF
ASSOCIATE
ENGINEER
3 YEARS PROGRAM

- Recognized by Sindh Board of Technical Education (SBTE)
- Equivalent to Intermediate Science (Pre-Engineering)

ELIGIBILITY

Matric Science / Technical

FEES

Rs. 3200

- We offer 50% scholarship's for first come first bases for bright students
- A+ Grade Student Upto 50% Off
- A Grade Student Upto 30% Off
- B and B+ Student Upto 20% Off
- Hostel Facility is also available
- 100% job guaranteed

COURSES

MECHANICAL

ELECTRONICS

TEXTILE WEAVING

ELECTRICAL

CHEMICAL

TEXTILE DYEING & PRINTING

CIVIL

FOR MORE INFO

www.smarti.edu.pk
☎ 021-35076897 / 0321-3222270

Monday to Saturday (09:00 am to 03:00pm)
(Morning Week Days)

Plot # 231, Sector # 23, Road 10,000 Korangi Industrial Area, Karachi