



The Bulletin

Volume 51 ----- September 2024



For Information & Feedback

TMA House

77-A, SMCHS, Karachi – 74400 (Pakistan)

Phone : (92 21) 34382801-4, Fax : (92 21) 34551628

Email : tma@towelassociation.com

Website : www.towelassociation.com



Table of Contents

S. No.	Detail of Content	Page No.
1	Comparison of Export for the Month of September 2023 & September 2024 (All Textiles) : Source Pakistan Bureau of Statistics	Page 1
2	Comparison of Export Year wise of July-September 2023-24 & July-September 2024-25 (All Textiles) Source Pakistan Bureau of Statistics	Page 2
3	Country wise Comparison of Export of July- September 2023-24 & July-September 2024-25 (Terry Towel 6302-6010) TDAP	Page 3-4
4	Country wise Comparison of Export of July- September 2023-24 & July-September 2024-25 (Other madeups Barmops 6302-6090) TDAP	Page 5
5	PBS Summary of Exports September 2024	Page 6
6	Analysis of Currencies for the Month of September 2023 and September 2024: Source Tresmark	Page 7
7	Analysis of Commodities for the Month of September 2023 and September 2024: Source Tresmark	Page 8
8	Comparison of KIBOR for the Month of September 2023 and September 2024: Source Tresmark	Page 9



Comparison of Export for the Month of September 2023 & September 2024

S.#	COMMODITIES	UNIT	September 2023			September 2024			Unit Price	Change in Qty	% Change in Qty	Change in Value	% Change in Value
			QTY	VALUE		QTY	VALUE						
				IN US\$ (000')	Unit Price		IN US\$ (000')	Unit Price					
1	Raw Cotton & Cotton Carded OR Combed	M.T.	2,156	3,548	1.65								
2	Cotton Yarn	M.T.	41,563	113,567	2.73	18,806	51,991	2.76	-22757	-54.75	-61576	-54.22	
3	Cotton Cloth	TH.SQM.	33,296	174,274	5.23	36,654	200,992	5.48	3358	10.09	26718	15.33	
4	Cotton Carded OR Combed	M.T.	60	103	1.72								
5	Yarn Other Than Cotton	M.T.	1,096	3,443	3.14	1,009	2,615	2.59	-87	-7.94	-828	-24.05	
6	Knitwear	TH.DOZ.	18,970	346,022	18.24	21,345	448,323	21.00	2375	12.52	102301	29.56	
7	Bed Wear	M.T.	38,900	232,521	5.98	48,897	290,219	5.94	9997	25.70	57698	24.81	
8	Towels	M.T.	18,401	84,350	4.58	19,322	90,550	4.69	921	5.01	6200	7.35	
9	Tent, Canvas & Tarpulin	M.T.	2,945	8,395	2.85	3,724	9,219	2.48	779	26.45	824	9.82	
10	Readymade Garment	TH.DOZ.	7,415	250,568	33.79	6,811	338,376	49.68	-604	-8.15	87808	35.04	
11	Art-Silk & Synthetic Textile	TH.SQM.	6,435	28,223	4.39	7,633	35,238	4.62	1198	18.62	7015	24.86	
12	Made-ups (Other Textiles)	-		56,834			71,671						
13	Other Textile Products	-		59,057			65,647						
TOTAL			171,237	1,360,905		164,201	1,604,841						



Comparison of Export Year wise of July-September 2023-24 & July-September 2024-25

S.#	COMMODITIES	UNIT	July-September 2023-2024			July-September 2024-2025			Change in Qty	% Change in Qty	Change in Value	% Change in Value
			QTY	VALUE		QTY	VALUE					
				IN US\$ (000')	Unit Price		IN US\$ (000')	Unit Price				
1	Raw Cotton & Cotton Carded OR Combed	M.T.	4,087	6,621	1.62							
2	Cotton Yarn	M.T.	114,850	315,404	2.75	59,082	162,579	2.75	-55768	-48.56	-152825	-48.45
3	Cotton Cloth	TH.SQ M.	93,303	475,187	5.09	96,503	523,663	5.43	3200	3.43	48476	10.20
4	Cotton Carded OR Combed	M.T.	284	454	1.60							
5	Yarn Other Than Cotton	M.T.	3,529	10,096	2.86	3,156	8,566	2.71	-373	-10.57	-1530	-15.15
6	Knitwear	TH.DOZ.	60,214	1,111,818	18.46	61,522	1,268,908	20.63	1308	2.17	157090	14.13
7	Bed Wear	M.T.	116,010	701,570	6.05	132,892	794,972	5.98	16882	14.55	93402	13.31
8	Towels	M.T.	52,164	244,134	4.68	54,940	261,316	4.76	2776	5.32	17182	7.04
9	Tent, Canvas & Tarpulin	M.T.	8,413	27,312	3.25	10,353	28,796	2.78	1940	23.06	1484	5.43
10	Readymade Garment	TH.DOZ.	17,105	809,316	47.31	19,870	996,831	50.17	2765	16.16	187515	23.17
11	Art-Silk & Synthetic Textile	TH.SQM	19,318	83,325	4.31	21,067	96,482	4.58	1749	9.05	13157	15.79
12	Made-ups (Other Textiles)	-		170,422			191,050					
13	Other Textile Products	-		172,112			187,145					
TOTAL			489,277	4,127,771		459,385	4,520,308					

HS Code 63026010 Terry Towels Mills Made

US\$ M

Source: TDAP	Jul-23	Aug-23	Sep-23	TOTAL 23-24	Jul-24	Aug-24	Sep-24	TOTAL 24-25	+/- %age
Total	66.39	78.56	76.26	221.20	64.16	92.32	83.81	240.28	8.63
United States	21.49044	31.59919	29.65602	82.74564702	24.02943	35.6195	26.61945	86.26837846	4.26
United Kingdom	8.398223	7.401479	8.478603	24.27830517	4.857	8.758	9.407	23.02136736	(5.18)
Netherlands	4.813455	5.473592	4.628814	14.91586062	4.854	7.822	7.330	20.00573173	34.12
Italy	4.124913	4.17543	4.685801	12.98614416	3.229	4.482	4.890	12.6004336	(2.97)
Spain	3.91653	4.089641	3.666754	11.67292482	4.042	4.390	4.356	12.78810208	9.55
Germany	2.774883	3.923103	2.784066	9.482051546	4.139	2.897	4.543	11.57863416	22.11
France	2.84259	2.045711	2.398397	7.286697227	1.637	2.433	3.322	7.392706966	1.45
Poland	1.508484	2.172316	2.090033	5.770832573	1.808	2.816	2.473	7.097268964	22.99
Greece	1.548063	1.218932	1.691317	4.458312612	1.427	1.637	1.601	4.665765242	4.65
United Arab Emirates	1.12791	1.59462	1.025482	3.748011512	1.514	1.918	1.791	5.223430799	39.37
Belgium	1.069247	1.221495	1.428253	3.718993886	0.852	1.772	1.447	4.070380095	9.45
South Africa	1.190057	1.060707	1.534521	3.785285967	1.053	1.213	1.674	3.940088016	4.09
Ireland	0.831451	0.947454	0.591334	2.370239536	0.691	1.397	0.871	2.958928274	24.84
Saudi Arabia	0.827908	0.344081	0.685662	1.857650679	0.262	0.862	1.192	2.316760146	24.71
Canada	1.058861	1.230359	0.593843	2.883063352	0.632	1.562	1.017	3.211206609	11.38
Denmark	0.657138	0.919945	0.443757	2.02083941	0.874	0.677	0.891	2.443069981	20.89
Slovenia	0.446746	0.293559	0.544714	1.285019913	0.475	0.603	0.698	1.776072549	38.21
Australia	0.340559	0.488959	0.702499	1.532017096	0.430	0.620	0.730	1.781018836	16.25
Malaysia	0.222566	0.330999	0.572373	1.125938536	0.300	0.401	0.532	1.232433738	9.46
Sweden	0.170405	0.867918	0.505789	1.544111854	0.485	0.469	0.445	1.398816093	(9.41)
Romania	0.611505	0.822348	0.656258	2.090111714	1.056	0.731	1.147	2.934181112	40.38
Portugal	0.433793	0.205354	0.164383	0.803529671	0.115	0.396	0.238	0.748580678	(6.84)
New Zealand	0.097253	0.376344	0.443043	0.916640307	0.392	0.296	0.393	1.081165385	17.95
Ghana	0.392424	0.497998	0.565563	1.455983847	0.006	1.469	0.448	1.922858379	32.07
Panama	0.182151	0.354044	0.373358	0.909552704	0.107	0.151	0.155	0.41326004	(54.56)
Bulgaria	0.11643	0.356887	0.415823	0.88913917	0.149	0.388	0.311	0.848362154	(4.59)
Senegal	0.216712	0.132617	0.240119	0.589448679	0.095	0.592	0.172	0.858558758	45.65
Norway	0.258415	0.281499	0.043334	0.583247728	0.284	0.359	0.391	1.033733353	77.24
Kenya	0.209405	0.254542	0.169524	0.633471665	0.271	0.318	0.263	0.852740688	34.61
Brazil	0.482948	0.344195	0.161858	0.989000771	0.493	1.173	0.473	2.138919228	116.27
Chile	0.041292	0.227394		0.268685372	0.405	0.284	0.297	0.986040962	266.99
Croatia	0.219889	0.049152	0.241221	0.510261654	0.233	0.185	0.267	0.685358578	34.32
Tanzania, United Republic Of	0.165289	0.381922	0.154879	0.70208994	0.034	0.202	0.402	0.638423046	(9.07)
Hungary	0.49695	0.294223	0.64871	1.439883222	0.347	0.322	0.276	0.945537446	(34.33)
Cyprus	0.19039	0.223492	0.35446	0.7683411	0.13475	0.117721	0.028559	0.281029503	(63.42)
Japan	0.226356	0.276384	0.171216	0.673955929	0.085474	0.028396	0.107469	0.221337905	(67.16)
Ivory Coast / Cote D'Ivoire	0.08928		0.009563	0.098842809			0.065679	0.065678799	(33.55)
Kuwait	0.227513	0.150726	0.110976	0.48921457	0.021814	0.061569	0.114403	0.197784729	(59.57)
Qatar	0.031633	0.01964	0.006317	0.057590229	0.049965	0.014157	0.032081	0.096202126	67.05
Lithuania	0.036246	0.090674	0.065179	0.192098272	0.155547	0.097283	0.102137	0.35496623	84.78
Malta	0.204171	0.159664	0.07328	0.437114916	0.183515	0.087438	0.01254	0.283492528	(35.14)
Jordan	0.053784	0.042665	0.053783	0.150231997		0.00615	0.08563	0.091779621	(38.91)
Czech Republic	0.044587	0.036149	0.144726	0.225461686	0.025	0.152	0.145	0.321753955	42.71
Nigeria	0.128315	0.079164	0.199623	0.407101568	0.130368	0.173629	0.089234	0.393229965	(3.41)
Philippines	0.189244	0.256483	0.410471	0.856198115	0.152	0.300	0.136	0.587901481	(31.34)
Singapore	0.130064	0.013299	0.059742	0.203104083	0.004616	0.104755	0.098745	0.208116528	2.47
Mexico	0.207304	0.029937	0.274731	0.511972823	0.722	0.397	0.383	1.501392478	193.26
Mauritius	0.024609	0.043166	0.095451	0.163225711	0.00845	0.065599	0.123349	0.197398048	20.94
Reunion	0.028128	0.057136	0.044484	0.129748172	0.071891	0.061237	0.060365	0.193493391	49.13
Colombia		0.052997		0.052996684		0.198144	0.053727	0.25187023	375.26
Mozambique		0.058042		0.058041663	0.064043	0.049995		0.1140381	96.48
Albania	0.026666	0.037701		0.064367128			0.047714	0.047714487	(25.87)
Togo	0.104202	0.048625	0.070489	0.22331525				0	(100.00)
Estonia		0.039009	0.00324	0.042248921		0.039403	0.039117	0.078520263	85.85
Oman	0.097919	0.134151	0.136098	0.368168229	0.031426	0.126383	0.037225	0.195033141	(47.03)
Latvia		0.064327		0.064326939	0.031235	0.020646		0.051880941	(19.35)
Sri Lanka	0.008162	0.034892	0.081104	0.124157163	0.092577		0.046219	0.138795961	11.79
Finland	0.027386	0.011713	0.060296	0.099395489		0.126069	0.130579	0.256647774	158.21
Russian Federation	0.103962	0.045796	0.083533	0.233291259				0	(100.00)
Ecuador		0.080795	0.051761	0.132556264		0.026628	0.040442	0.067069744	(49.40)
Peru				0				0	#DIV/0!
Lesotho	0.18315			0.18315				0	(100.00)
Dominican Republic	0.01676			0.01676		0.134221	0.024494	0.158715152	846.99
Hong Kong			0.045331	0.045331056				0	(100.00)
Gambia	0.004375		0.020028	0.0244026	0.004825		0.039272	0.044097722	80.71
Algeria	0.040049	0.063197	0.040234	0.143480309	0.036		0.185	0.221318016	54.25
Guatemala	0.039989	0.040212		0.080200901			0.044353	0.044352883	(44.70)
China	0.01746		0.001235	0.018694999	0.000592	0.000203		0.000795	(95.75)
Morocco				0	0.001341	0.054328		0.055668767	#DIV/0!
Slovak Republic				0				0	#DIV/0!
									#VALUE!
				Page # 3					821.78

Turkey		0.04134		0.041340366	0.104568	0.220981	0.055519	0.381068381	821.78
Gabon	0.037625		0.013039	0.050664154	0.085636			0.085635817	69.03
Papua New Guinea			0.071788	0.071787575				0	(100.00)
Puerto Rico	0.109202		0.058061	0.16726284		0.037105		0.037105199	(77.82)
Zimbabwe				0				0	#DIV/0!
Madagascar	0.031428		0.016907	0.048335696		0.00012	0.014357	0.014476853	(70.05)
Somalia		0.019701		0.019701				0	(100.00)
Switzerland			0.000117	0.000117	0.000183	0.00099	0.010266	0.011438613	9676.59
French Polynesia				0				0	#DIV/0!
Austria			0.054483	0.054482695	0.039412	0.135589	0.101681	0.276682401	407.84
Uruguay		0.012207		0.012207489	0.039669	0.054739	0.023645	0.118052855	867.05
Argentina	0.025412			0.025412237			0.005712	0.005712	(77.52)
Martinique	0.036127			0.0361266				0	(100.00)
Trinidad And Tobago	0.016421		0.014462	0.030883309				0	(100.00)
Bahrain/Kingdom Of Bahrain	0.021082	0.024671	0.000736	0.046488677	0.009614	0.013054	0.008988	0.031656073	(31.91)
Seychelles			0.016856	0.016855714				0	(100.00)
Botswana				0				0	#DIV/0!
Tunisia		0.023388		0.023388092				0	(100.00)
Venezuela, Bolivarian Republic		0.027644		0.027644374				0	(100.00)
Costa Rica	0.033898		0.034313	0.068210419	0.161012		0.02478	0.18579174	172.38
Iraq				0				0	#DIV/0!
Angola		0.013563		0.013563089				0	(100.00)
Guadeloupe				0				0	#DIV/0!
Libyan Arab Jamhriya				0				0	#DIV/0!
Azerbaijan				0				0	#DIV/0!
Maldives			0.023717	0.023716821	0.002495			0.002494776	(89.48)
Honduras		0.095211		0.09521097			0.053261	0.053260537	(44.06)
Congo, Democratic Republic Of		0.00375		0.00375	0.00072		0.000295	0.0010152	(72.93)
Malawi	0.0073	0.01344		0.02074				0	(100.00)
Barbados				0		0.009457		0.009457003	#DIV/0!
Lebanon		0.046648		0.046648393				0	(100.00)
Fiji		0.028988		0.02898782			0.057577	0.057577254	98.63
Afghanistan	0.006094	0.0001	0.00018	0.006374002	0.003595	0.00135	0.003395	0.00834	30.84
Guinea				0		0.035874		0.035874336	#DIV/0!
Nicaragua				0				0	#DIV/0!
Thailand	0.0055			0.005499982				0	(100.00)
Georgia	0.006817			0.006816779	0.009719		0.08001	0.089728945	1216.30
New Caledonia			0.017952	0.017952438				0	(100.00)
Kazakhstan	0.002439	0.006833		0.009272301	0.006	0.007124	0.009367	0.022490514	142.56
Benin	0.05841			0.05841				0	(100.00)
Dominica				0		0.019703		0.019703236	#DIV/0!
Slovakia		0.013892	0.088408	0.102299884	0.002437	0.016761		0.01919778	(81.23)
Mayotte				0				0	#DIV/0!
Liberia				0				0	#DIV/0!
Jamaica	0.053461	0.01025		0.063711484				0	(100.00)
Cameroon				0			0.017674	0.01767393	#DIV/0!
Korea (South)	0.018914	0.006229		0.025143733		0.002516		0.002516	(89.99)
Taiwan/Sep Customs Territory O	0.056774			0.056773907				0	(100.00)
Aruba	0.091941			0.091940682				0	(100.00)
Djibouti				0				0	#DIV/0!
Macau, China				0				0	#DIV/0!
Uganda				0				0	#DIV/0!
Guyana				0				0	#DIV/0!
Kyrgyzstan				0				0	#DIV/0!
Brunei Darussalam				0				0	#DIV/0!
Egypt				0				0	#DIV/0!
El Salvador			0.191234	0.191234355				0	(100.00)
Hong Kong, china				0	0.026902		0.00752	0.034422284	#DIV/0!
Kazakhstan				0				0	#DIV/0!
Montenegro				0				0	#DIV/0!
Paraguay				0	0.083311	0.099075		0.182385185	#DIV/0!
Russian Fedration				0				0	#DIV/0!
Serbia				0				0	#DIV/0!
Sierra Leone				0				0	#DIV/0!
Ukrainian				0				0	#DIV/0!
Viet Nam			0.00013	0.00013				0	(100.00)

HS Code 63026090 Other Madeups Barmops etc									
Source: TDAP	US\$ M								
	Jul-23	Aug-23	Sep-23	TOTAL 23-24	Jul-24	Aug-24	Sep-24	TOTAL 24-25	+/- %age
TOTAL	4.9412	6.8950	5.8856	17.7219	4.0769	6.6377	5.3622	16.0768	(9.28)
United States	1.283572	2.118429	1.460078	4.862078868	1.579588	2.638421	2.177023	6.395030941	31.53
France	1.654316	1.507925	0.587081	3.749321386	0.129	0.562	0.563	1.253940466	(66.56)
Netherlands	0.403438	0.749308	1.820155	2.972901233	0.294	0.398	0.384	1.075915316	(63.81)
United Kingdom	0.37981	0.661105	0.18666	1.227574905	0.422	0.423	0.231	1.075548989	(12.38)
Germany	0.313832	0.562066	0.286607	1.162505523	0.616	0.441	0.593	1.650195247	41.95
Italy	0.107149	0.400323	0.369433	0.876904597	0.286	0.325	0.414	1.0249649	16.88
South Africa	0.321823	0.0698	0.444909	0.83653208	0.001	0.422	0.162	0.584803299	(30.09)
Spain	0.076129	0.284931	0.12205	0.483110782	0.1631	0.213039	0.026606	0.402745199	(16.64)
Poland	0.031396	0.063227	0.00254	0.097162963	0.01702		0.037903	0.054922431	(43.47)
Belgium	0.030956	0.01025	0.044963	0.08616886		0.256859		0.25685935	198.09
Greece	0.026157	0.05624	0.057808	0.140203936	0.055478	0.051186	0.129869	0.236533007	68.71
United Arab Emirates	0.054764	0.078393	0.028047	0.161204575		0.016794	0.031211	0.048005054	(70.22)
Portugal				0	0.103988	0.161107	0.014279	0.279374182	#DIV/0!
Hungary			0.058455	0.05845512	0.089622	0.095421	0.043531	0.228574113	291.02
Romania	0.069847	0.051661	0.02718	0.148687555				0	(100.00)
Malaysia	0.066947	0.051906	0.072286	0.191138711				0	(100.00)
Kuwait		0.016847	0.006342	0.023188361	0.05848	0.130866	0.045162	0.234507642	911.32
Denmark	0.008364	0.008364	0.005528	0.022255083		0.023193	0.003652	0.026844555	20.62
Kenya	0.017117	0.028612	0.089537	0.135265031	0.01225	0.014019	0.011173	0.037441089	(72.32)
Puerto Rico				0		0.01679		0.01679	#DIV/0!
Panama	0.008293	0.041096	0.040321	0.08970994			0.080785	0.080784851	(9.95)
Czech Republic		0.000472		0.000471601				0	(100.00)
Ireland	0.026566	0.02496	0.022162	0.073688039			0.001436	0.001435984	(98.05)
Croatia		0.014231	0.003991	0.018222058		0.020983		0.020982581	15.15
Canada	0.020027	0.008877	0.015768	0.04467224			0.04036	0.040359586	(9.65)
Saudi Arabia		0.016608	0.000598	0.017205099	0.172723	0.051566	0.120202	0.344490977	1902.26
Sweden				0	0.020564			0.020564	#DIV/0!
Cyprus	0.010204	0.030631	0.015525	0.05636036		0.017033	0.00146	0.018492753	(67.19)
Norway	0.00649	0.013171	0.036302	0.055962835			0.022793	0.022793168	(59.27)
Malta				0		0.005566		0.005565997	#DIV/0!
Australia		0.003763	0.00348	0.007243437			0.013999	0.013999002	93.26
Slovenia				0		0.009353		0.009353126	#DIV/0!
Azerbaijan	0.01411	0.014763		0.028873355				0	(100.00)
Ecuador				0	0.011643	0.040261	0.005301	0.057204699	#DIV/0!
New Zealand	0.007311	0.005349	0.005407	0.018065926				0	(100.00)
Sri Lanka			0.02869	0.02868996		0.050171		0.050170707	74.87
Oman	0.000891		0.017193	0.018083717		0.002436		0.002436456	(86.53)
Brazil			0.0065	0.006499999			0.005286	0.005285708	(18.68)
Turkey			0.016494	0.016493972				0	(100.00)
Colombia				0		0.008243	0.014008	0.022251412	#DIV/0!
Maldives			0.003532	0.003531598				0	(100.00)
Estonia				0	0.004	0.184	0.183	0.370355	#DIV/0!
Afghanistan	0.000187	5.5E-05		0.000242002				0	(100.00)
Somalia	0.001518			0.001518042				0	(100.00)
Nigeria				0	0.00025		0.00166	0.001910005	#DIV/0!
Reunion				0	0.006653			0.006653038	#DIV/0!
Lithuania		0.001664		0.001663998				0	(100.00)
Algeria				0	0.034417	0.058669	0.003343	0.096428832	#DIV/0!
Viet Nam				0			0.002322	0.002322001	#DIV/0!

Reason for Declining Made-ups (Other) under HS Code 6302.6090

Traditionally the Terry Towels under Made-ups category of HS Code 6302.6090 are being made using coarser yarn regenerated from waste generated on account to fine count yarn since its inception.

Done on power looms of Pakistani origin namely Small and Medium Enterprises (SMEs)

Most of these SMEs have developed their own set top box manufacturing parlors without little or no external funding

Energy, particularly electricity has been a major contributor to the high cost of these factories making them easy targets for closures or imminent shutdowns.

This fall in production is evident from the declining exports of these products

Unlike the "MOCKERY" other industry stakeholders, neither SMEs receive any support from government and if small-scale weavers are no addressed this sector will be completely eliminate in Terry Towel industry for foreign exchange earnings and taxation.

GOVERNMENT OF PAKISTAN
PAKISTAN BUREAU OF STATISTICS

SUMMARY (PRAL) ON MERCHANDISE TRADE STATISTICS

September, 2024

Exports
Imports
Balance of Trade

(Rupees in Million)
(U.S. Dollars in Million)

Table-1: Monthly Trend (MoM)

Series	September, 2024 (P)		August, 2024 (F)		% Change in September, 2024 over August, 2024	
	Rs.	\$	Rs.	\$	Rs.	\$
		(1 \$=Rs.278.481165)		(1 \$=Rs.278.540312)		
Exports	781,234	2,805	769,399	2,762	1.54	1.56
Imports	1,276,932	4,585	1,255,942	4,509	1.67	1.69
Balance of Trade (Trade Deficit)	-495,698	-1,780	-486,543	-1,747	1.88	1.89

Table-2: Yearly Trend (YoY)

Series	September, 2024 (P)		September, 2023 (F)		% Change in September, 2024 over September, 2023	
	Rs.	\$	Rs.	\$	Rs.	\$
		(1 \$=Rs.278.481165)		(1 \$=Rs.297.754172)		
Exports	781,234	2,805	735,689	2,471	6.19	13.52
Imports	1,276,932	4,585	1,176,025	3,950	8.58	16.08
Balance of Trade (Trade Deficit)	-495,698	-1,780	-440,336	-1,479	12.57	20.35

Table-3: Cumulative Trend

Series	July - September, 2024		July - September, 2023		% Change in July - September, 2024 over July - September, 2023	
	Rs.	\$	Rs.	\$	Rs.	\$
Exports	2,192,905	7,875	2,010,946	6,901	9.05	14.11
Imports	3,706,577	13,310	3,527,762	12,115	5.07	9.86
Balance of Trade (Trade Deficit)	-1,513,672	-5,435	-1,516,816	-5,214	-0.21	4.24

NOTE:-

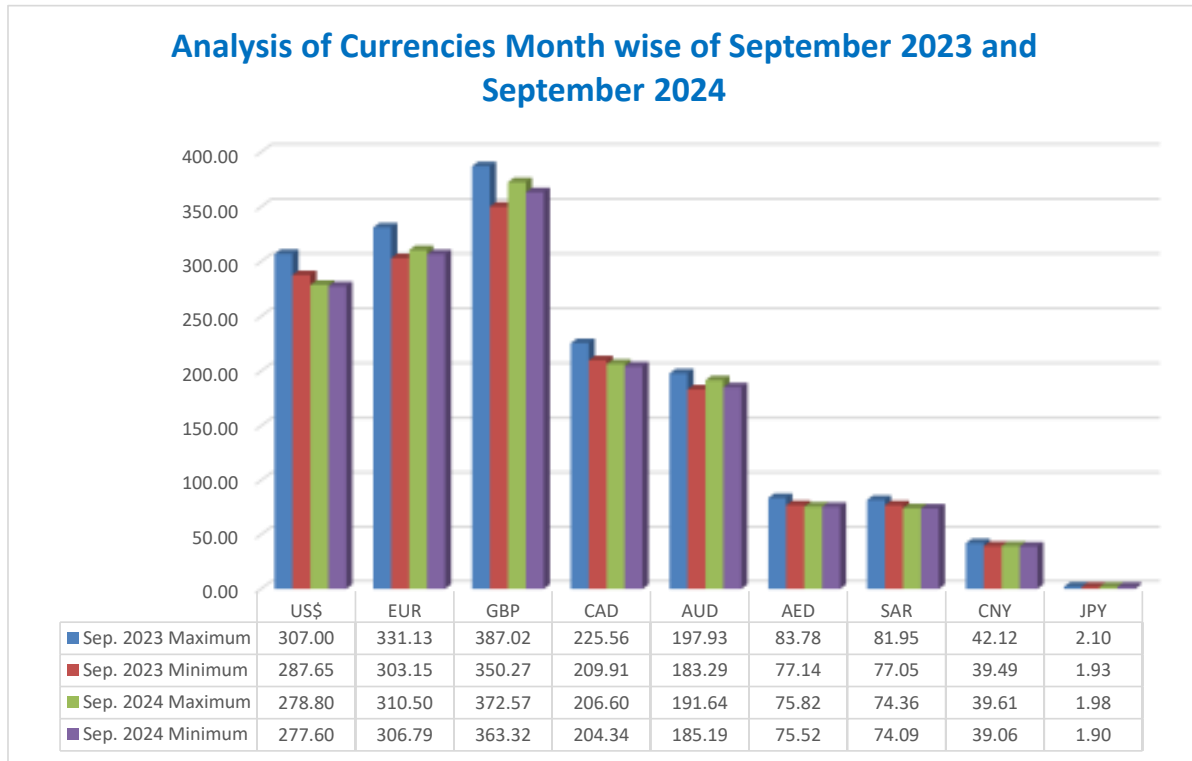
- 1- Data from DRS, FBR Islamabad for the month of September, 2024 is still awaited.
- 2- Current month Rupee Value has been converted into US Dollar on weighted average customer exchange rate (Selling) published by S.B.P.
- 3 Whereas Banks' Floating average exchange rates provided by S.B.P for the months of August, 2024 & September, 2023 have been used.
- 4- Due to roundings effects some totals and percentages may not tally.

(Shazia Begum)
Director (Trade)



Analysis of Currencies Month wise of September 2023 and September 2024

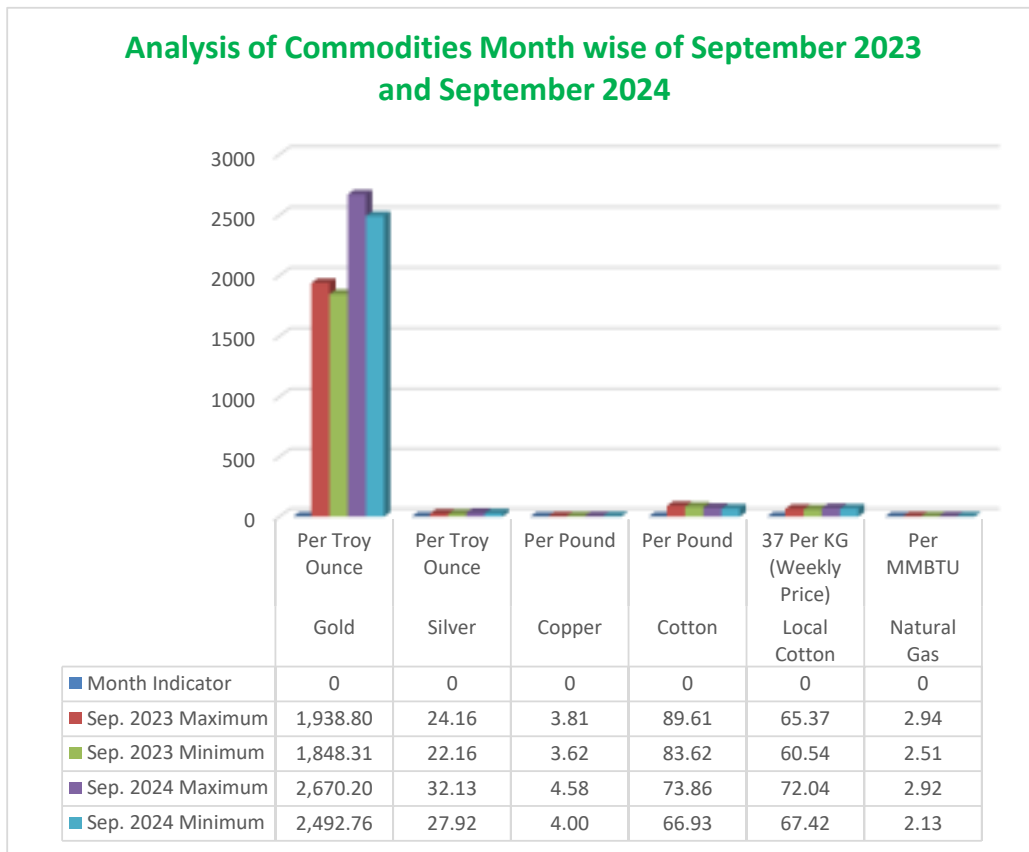
Month	Indicator	US\$	EUR	GBP	CAD	AUD	AED	SAR	CNY	JPY
Sep. 2023	Maximum	307.00	331.13	387.02	225.56	197.93	83.78	81.95	42.12	2.10
	Minimum	287.65	303.15	350.27	209.91	183.29	77.14	77.05	39.49	1.93
Sep. 2024	Maximum	278.80	310.50	372.57	206.60	191.64	75.82	74.36	39.61	1.98
	Minimum	277.60	306.79	363.32	204.34	185.19	75.52	74.09	39.06	1.90





Analysis of Commodities Month wise of September 2023 and September 2024

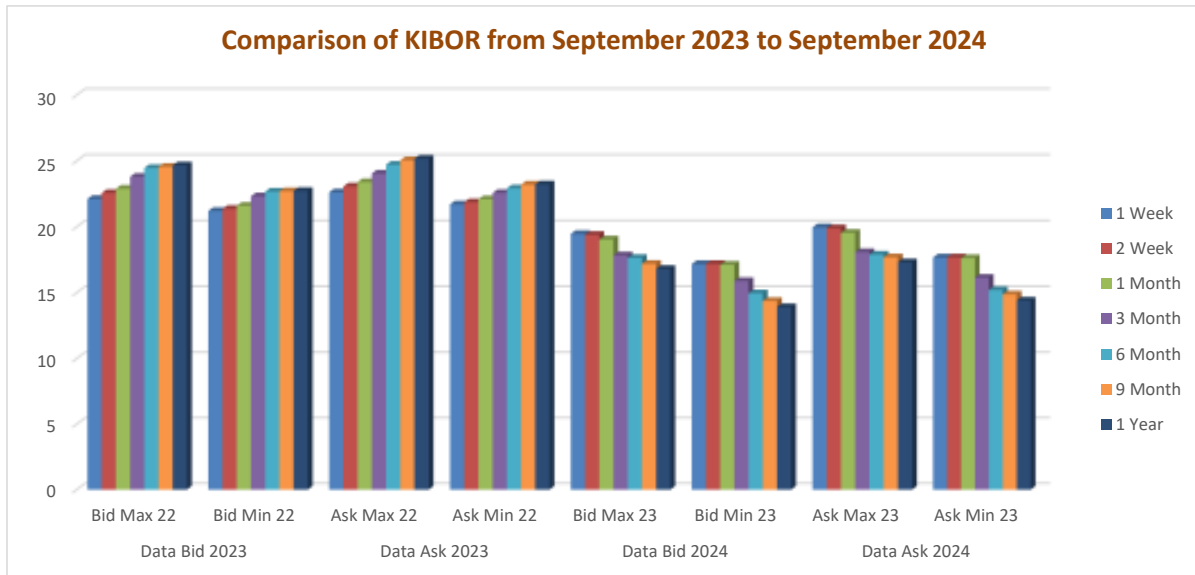
		Gold	Silver	Copper	Cotton	Local Cotton	Natural Gas
		Per Troy Ounce	Per Troy Ounce	Per Pound	Per Pound	37 Per KG (Weekly Price)	Per MMBTU
Month	Indicator	US\$	US\$	US\$	US\$	US\$	US\$
Sep. 2023	Maximum	1,938.80	24.16	3.81	89.61	65.37	2.94
	Minimum	1,848.31	22.16	3.62	83.62	60.54	2.51
Sep. 2024	Maximum	2,670.20	32.13	4.58	73.86	72.04	2.92
	Minimum	2,492.76	27.92	4.00	66.93	67.42	2.13





Comparison of KIBOR from September 2023 to September 2024

	Data Bid 2023		Data Ask 2023		Data Bid 2024		Data Ask 2024	
	Bid Max 22	Bid Min 22	Ask Max 22	Ask Min 22	Bid Max 23	Bid Min 23	Ask Max 23	Ask Min 23
1 Week	22.11	21.2	22.61	21.7	19.46	17.17	19.96	17.67
2 Week	22.56	21.36	23.06	21.86	19.39	17.18	19.89	17.68
1 Month	22.89	21.59	23.39	22.09	19.04	17.12	19.54	17.62
3 Month	23.79	22.31	24.04	22.56	17.83	15.88	18.08	16.13
6 Month	24.46	22.67	24.71	22.92	17.64	14.95	17.89	15.2
9 Month	24.55	22.7	25.05	23.2	17.19	14.37	17.69	14.87
1 Year	24.66	22.72	25.16	23.22	16.8	13.9	17.3	14.4





SMA RIZVI TEXTILE INSTITUTE
Career in Textile & Other Industrial Sectors



**ADMISSION
2023-24**

DAE DIPLOMA OF
ASSOCIATE
ENGINEER
3 YEARS PROGRAM

- Recognized by Sindh Board of Technical Education (SBTE)
- Equivalent to Intermediate Science (Pre-Engineering)

ELIGIBILITY

Matric Science / Technical

FEES

Rs. 3200

- We offer 50% scholarship's for first come first bases for bright students
- A+ Grade Student Upto 50% Off
- A Grade Student Upto 30% Off
- B and B+ Student Upto 20% Off
- Hostel Facility is also available
- 100% job guaranteed

COURSES

MECHANICAL

ELECTRONICS

TEXTILE WEAVING

ELECTRICAL

CHEMICAL

TEXTILE DYEING & PRINTING

CIVIL

FOR MORE INFO

www.smarti.edu.pk
☎ 021-35076897 / 0321-3222270

Monday to Saturday (09:00 am to 03:00pm)
(Morning Week Days)

Plot # 231, Sector # 23, Road 10,000 Korangi Industrial Area, Karachi