

# Document Upload Guide

Before you start attaching files to your application, please remember:

- There is a limit to the type and size of file that you can attach.
- If you attach low quality scanned documents, it might slow down the processing of your application.

## Type of files

We are able to accept the following types of files:

- .JPEG
- .JPG
- .PNG
- .PDF

## Size of files

We are able to accept the following sizes of file types:

- Supporting document: 5 MB
- Form: 5 MB
- Photograph: 5MB

## Naming tips

When naming your files to be attached to an online application only use numbers 0–9 and letters A–Z (upper and lower case), dashes ‘-’ and underscores ‘\_’.

You must avoid using spaces ‘ ’, periods ‘.’, ampersand ‘&’, hash ‘#’, star ‘\*’, exclamation marks ‘!’, quotations “ ” and any other character that is not a letter, a number, a dash or an underscore.

When applying in Pak-Identity Application, you will be required to upload form and supporting documents.

## Uploading Documents

This guide explains the steps for attaching supporting documents to your Pak-Identity application.

1. After completing the other sections, you will land on the documents submission section in the end, check the required documents system is asking for, select the document type from the drop-down menu.

**Documents**

Application Supporting Document(s) / Data Acquisition Form

Uploading of Fingerprint Acquisition Form is not required as applicant is minor

**Supporting Document Type \***

Birth Certificate

1

birth

Birth Certificate

+ Browse    UPLOAD    CANCEL

Please provide Birth Certificate or Your Manual NIC

Please provide Father CNIC or Mother CNIC or Family Member (Sibling) CNIC

**Document Upload Guidelines**

- Photographs of supporting documents taken from digital camera or mobile phones are also acceptable
- Supporting documents can be uploaded in jpg, jpeg, png and PDF formats
- Data acquisition form is only acceptable in jpg, jpeg and png formats

[Download Documents Upload Guideline](#)

[Download 600 DPI scanning Guideline](#)

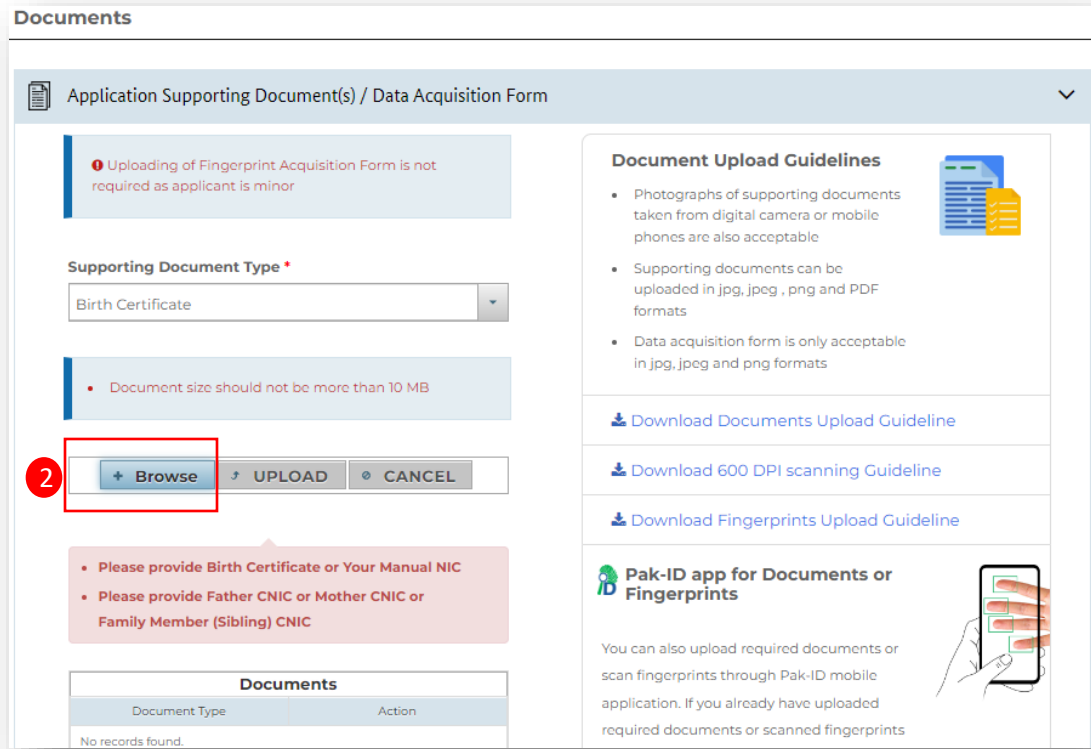
[Download Fingerprints Upload Guideline](#)

**Pak-ID app for Documents or Fingerprints**

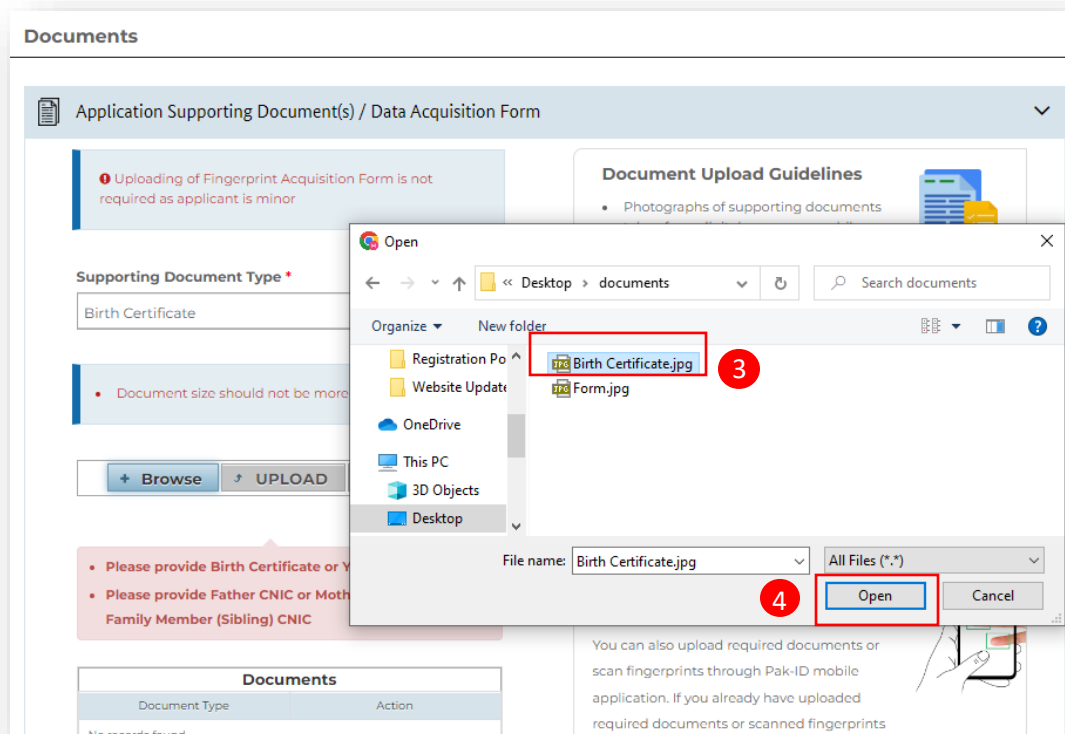
You can also upload required documents or scan fingerprints through Pak-ID mobile application. If you already have uploaded required documents or scanned fingerprints

Document Type	Action
No records found.	

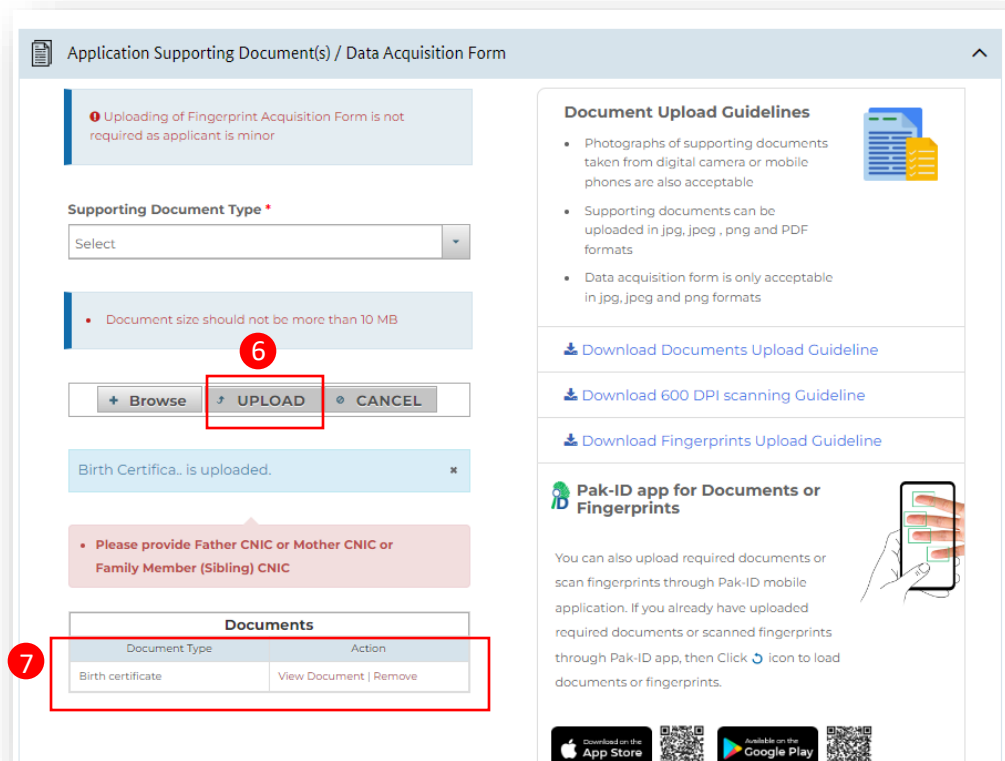
2. Click on Browse button



3. Select the document to be attached and click open.



4. Click upload button and this displays the document uploaded in the documents box.



5. Repeat the same process for uploading other documents.